

General Notes		Steel Grades		Design Notes & Structural Members			
G01	The Design and Details shown in these Drawings are applicable to this Project only.	300 PLUS	Universal Beams & Columns, Parallel Flange Channels, Large Angles to AS/NZS3679.1	Region Suitability	Regions A1-5 & B1		
G02	These Drawings shall be read in conjunction with all Architectural Drawings, other Consultants' Drawings, Specifications and such other Written Instructions as may be issued during the course of the Project. Any discrepancy shall be referred to the Engineer before proceeding with the work.	250	Flats, Small Angles, Taper Flange Beams & Columns to AS/NZS3679.1	Building Class	10a		
G03	All Materials and Workmanship shall be in accordance with the relevant and current SAA Codes and Authorities Except where varied by the Project Specifications.	300	Welded Sections to AS/NZS3679.2	Design Wind Speed	47.11 m/s		
G04	The Structure must be maintained in a stable condition and no part must be overloaded during construction. Temporary bracing must be designed and provided by the contractor(s) to keep the building works and excavations stable at all times.	250	Hot Rolled Plates, Floor Plates & Slabs to AS/NZS3678	Columns	C15015 & C20019		
G05	The Issuer of these Designs reserves the right to alter Specifications and Designs as it may see fit without prior notification or penalty.	250	Hollow Sections to AS1163. Circular Sections less than 165mm Outside Diameter. Sections other than the above	Rafters	C15015 & C20019		
G06	The Structure has not been designed for snow loads.	G450-G550	Cold Form AS4600. Unless noted otherwise, all purlins, plates & brackets are G450.	Mullions	C15015		
G07	Connections may require on-site drilling by the contractor(s).	G500	Slab mesh and deformed reinforcement bars.	Eave Purlins	C15012		
		G2070	AS2841. Galvanized Steel Wire Strand. Unless noted otherwise, all Cable Bracing is G2070.	Purlins	Z10012		
				Girts	Z10012		
				Bridging	TH22x0.4		
				Fly Bracing	G500 1.15 mm as per Detail		
				Bracing	6 mm Cable (7 x 7) Construction		
				Roller Door Jamb	Marked as J: in the Elevations		
				Roller Door Header	Marked as H: in the Elevations		
				Plates & Brackets	Gauge as per Connection Detail.		
Foundation Notes		Australian Standard™ & Australian/New Zealand Standard™ Adopted					
F01	Foundations have been designed assuming an allowable bearing capacity of 100 kPa.	AS/NZS 1163	Cold-formed Structural Steel Hollow Sections				
F02	The Owner is advised to obtain a Geotechnical Report and/or Site Foundation Report to confirm F01 above.	AS/NZS 1170.0	Structural Design Actions - Part 0: General Principles				
F03	Footings shall be located centrally under walls and columns unless noted otherwise.	AS/NZS 1170.1	Structural Design Actions - Part 1: Permanent, Imposed & Other Actions				
F04	All Footings to be founded a minimum of 400 mm into Natural Ground. Do not Found Footings in uncontrolled fill.	AS/NZS 1170.2	Structural Design Actions - Part 2: Structural Design, Wind Actions				
F05	Engineer to be contacted if Foundation Conditions vary from F01 above.	AS/NZS 1170.4	Structural Design Actions - Part 4: Earthquake Actions in Australia				
		AS 1252	Structural Assemblies				
		AS/NZS 1554	Structural Steel Welding				
		AS 4100	Steel Structures				
		AS/NZS 4600	Cold-formed Steel Structures				
		AS/NZS 4671	Steel Reinforcing Materials				
		AS/NZS 4680	Hot-dip Galvanized (Zinc) Coatings on Fabricated Ferrous Articles				
Steelwork Notes		Region & Site Details					
S01	All Workmanship and Materials shall be in accordance with AS 4100, AS/NZ 4600 and AS 1554 except where varied by the Project documentation.	Suitable for Regions A1-5 & B1. TC2.5 without Shielding: Terrain with a few trees or isolated obstructions. This category is intermediate between TC2 and TC3 and represents the terrain in developing outer urban areas with scattered houses, or large acreage developments with fewer than ten buildings per hectare.					
S02	Bolting Categories are identified on the Structural Drawings as follows: 4.6/S Commercial Bolts of Grade 4.6 to AS 1111 Snug Tightened 8.8/S High Strength Structural Bolts of Grade 8.8 to AS 1252 Snug Tightened	$V_{design} = V_R \times M_c \times M_d \times (M_{z,Cat} \times M_s \times M_i)$ $V_{design} = 57 \times 1 \times 0.95 \times (0.87 \times 1 \times 1) = 47.11 \text{ m/s}$					
S03	Unless noted otherwise, all M16 fasteners shall be Category 8.8/S. Standard Fixings for C100, C150, C200 and C250 Sections are M12 bolts. Standard Fixings for C300 and C350 Sections are M16 bolts. No Connection shall have less than 2 bolts.	Site Description: Typical farmland or developing outer suburban areas. The building has no protection from wind in the immediate area. The site is not on the slope or crest of a hill, ridge or escarpment.					
S04	All metal cladding should comply with AS/NZS 4680 G550, AZ150 (550 MPa minimum yield stress, 150 g/m2 minimum coating mass).	Foundations have been designed assuming an allowable bearing capacity of 100 kPa, undrained cohesion $C_u = 50$ kPa. Concrete Strength = 25 MPa.					
S05	Steelwork intended to be concrete encased shall be unpainted. Encasing concrete shall be Grade N25 unless noted otherwise providing a cover adequate to suit fire rating or exposure conditions. Concrete Encasement shall be centrally reinforced with 5 mm wire to AS 4671 or 6 mm Structural Grade Bars to AS 4671 at 150 mm pitch.						
S06	Unless noted otherwise, all steel shall comply with the relevant Australian Standard.						



PROJECT:
8815 x 12202 x 3200 Region B1 Gable Shed Example

CLIENT:
Example Shed Owner

ADDRESS:
14 Gable Shed Street, Shedville QLD 4444

PROJECT NUMBER:
9999


DRAWN BY:
dm3 Solutions

DRAWN DATE:
2022-06-10

© 2022 dm3 Solutions. The Information contained herein is Proprietary, Confidential and the Sole Property of dm3 Solutions. Reproduction in part or in whole is Prohibited without written approval. Unless specified otherwise, dimensions are in millimetres & drawings are not to scale.

Powered by [dm3Solutions.com](https://www.dm3solutions.com)

ISSUE: 1	SIZE: A4	SCALE: NTS	DRAWING NUMBER: 1 of 45
-------------	-------------	---------------	----------------------------



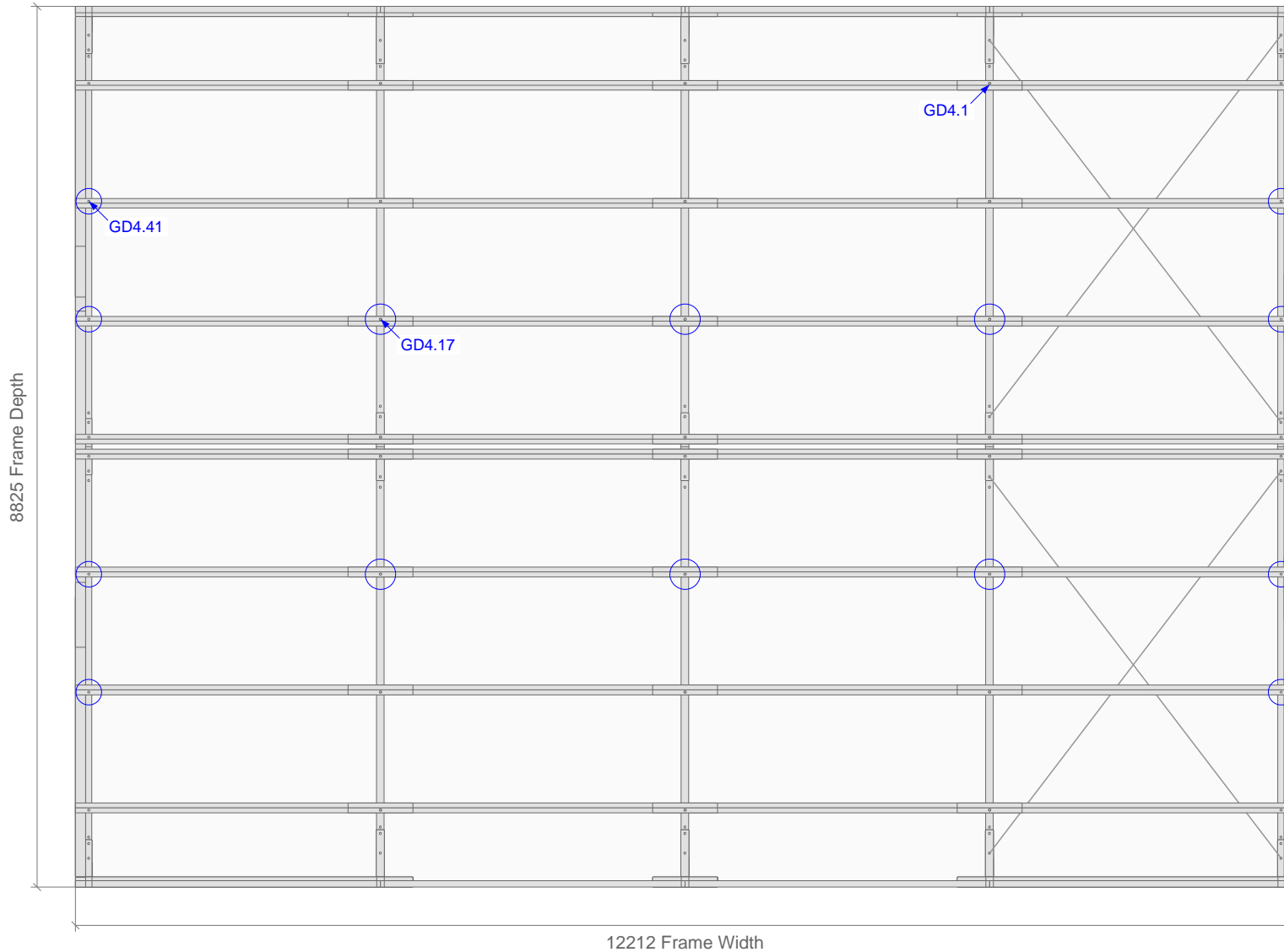
Roof structure is light foot trafficable for maintenance purposes.


PROFESSIONAL CHOICE
SHEDS AND CARPORTS

PROJECT: 8815 x 12202 x 3200 Region B1 Gable Shed Example
CLIENT: Example Shed Owner
ADDRESS: 14 Gable Shed Street, Shedville QLD 4444

PROJECT NUMBER: 9999
DRAWN BY: dm3 Solutions
DRAWN DATE: 2022-06-10

© 2022 dm3 Solutions. The Information contained herein is Proprietary, Confidential and the Sole Property of dm3 Solutions. Reproduction in part or in whole is Prohibited without written approval. Unless specified otherwise, dimensions are in millimetres & drawings are not to scale.			
Powered by dm3Solutions.com			
ISSUE: 1	SIZE: A4	SCALE: NTS	DRAWING NUMBER 2 of 45





Note: X coordinates are to the outer edge of the Footing Plate Web. Y coordinates are to the outer edge of the Footing Plate Flange, closest to and parallel to the Slab edge.

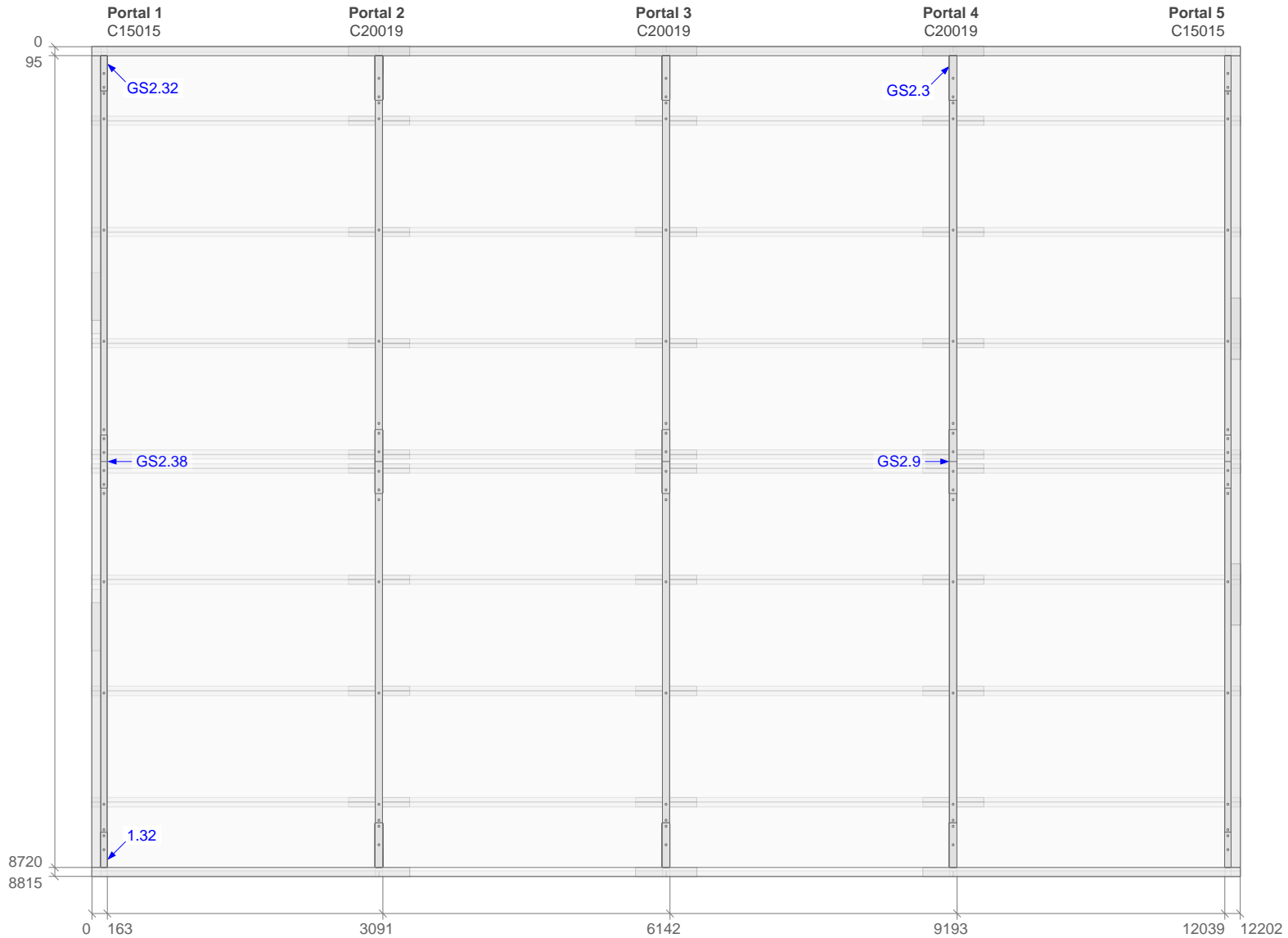


PROFESSIONAL CHOICE
SHEDS AND CARPORTS

PROJECT: 8815 x 12202 x 3200 Region B1 Gable Shed Example
CLIENT: Example Shed Owner
ADDRESS: 14 Gable Shed Street, Shedville QLD 4444

PROJECT NUMBER: 9999
DRAWN BY: dm3 Solutions
DRAWN DATE: 2022-06-10

© 2022 dm3 Solutions. The Information contained herein is Proprietary, Confidential and the Sole Property of dm3 Solutions. Reproduction in part or in whole is Prohibited without written approval. Unless specified otherwise, dimensions are in millimetres & drawings are not to scale.			
Powered by dm3Solutions.com			
ISSUE: 1	SIZE: A4	SCALE: NTS	DRAWING NUMBER 4 of 45



Note: X coordinates are to the outer edge of the Footing Plate Web. Y coordinates are to the outer edge of the Footing Plate Flange, closest to and parallel to the Slab edge.

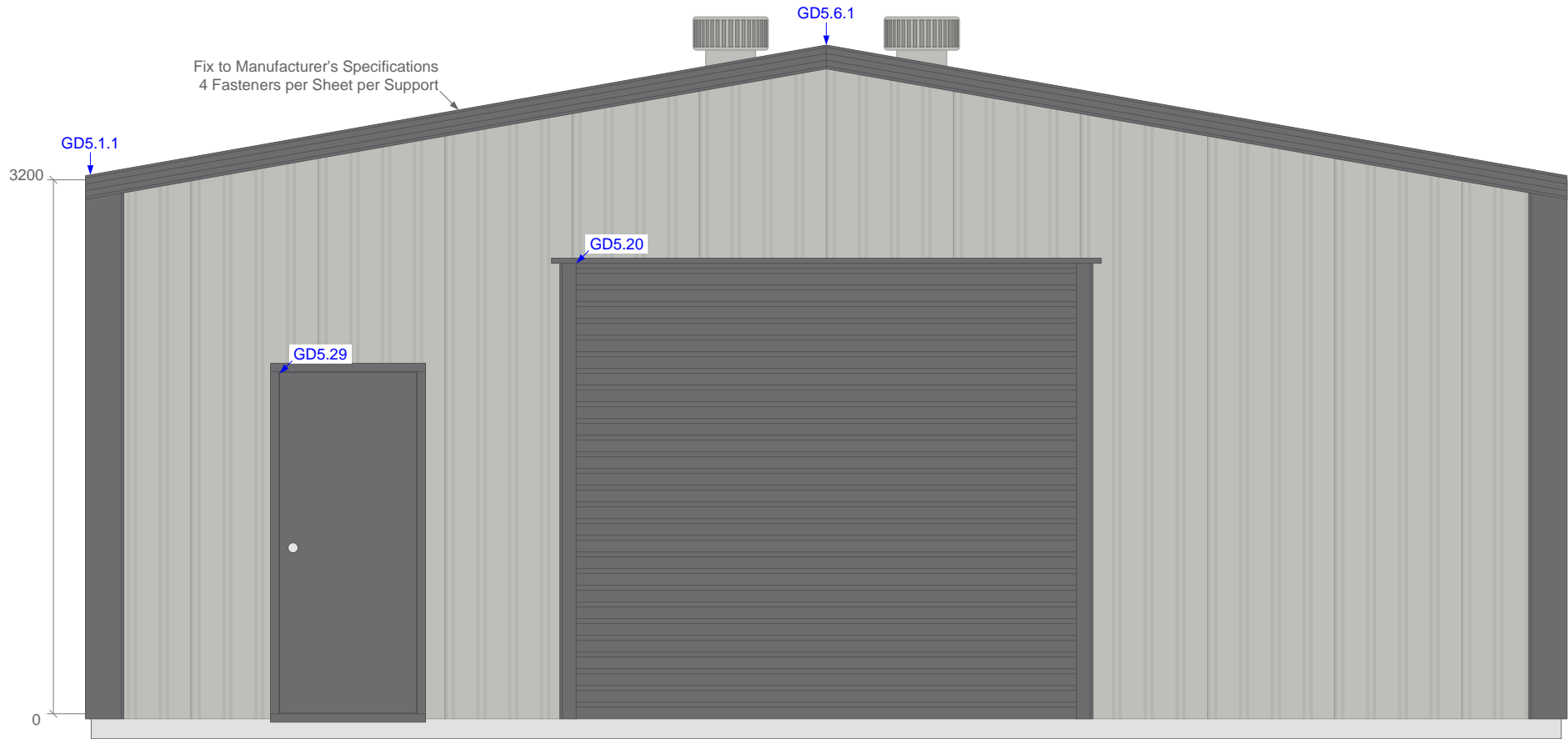


PROFESSIONAL CHOICE
SHEDS AND CARPORTS

PROJECT: 8815 x 12202 x 3200 Region B1 Gable Shed Example
CLIENT: Example Shed Owner
ADDRESS: 14 Gable Shed Street, Shedville QLD 4444

PROJECT NUMBER: 9999
DRAWN BY: dm3 Solutions
DRAWN DATE: 2022-06-10

© 2022 dm3 Solutions. The Information contained herein is Proprietary, Confidential and the Sole Property of dm3 Solutions. Reproduction in part or in whole is Prohibited without written approval. Unless specified otherwise, dimensions are in millimetres & drawings are not to scale.			
Powered by dm3Solutions.com			
ISSUE: 1	SIZE: A4	SCALE: NTS	DRAWING NUMBER 5 of 45



**PROFESSIONAL
CHOICE**
SHEDS AND CARPORTS

PROJECT:
8815 x 12202 x 3200 Region B1 Gable Shed Example

CLIENT:
Example Shed Owner

ADDRESS:
14 Gable Shed Street, Shedville QLD 4444

PROJECT NUMBER:
9999

DRAWN BY:
dm3 Solutions

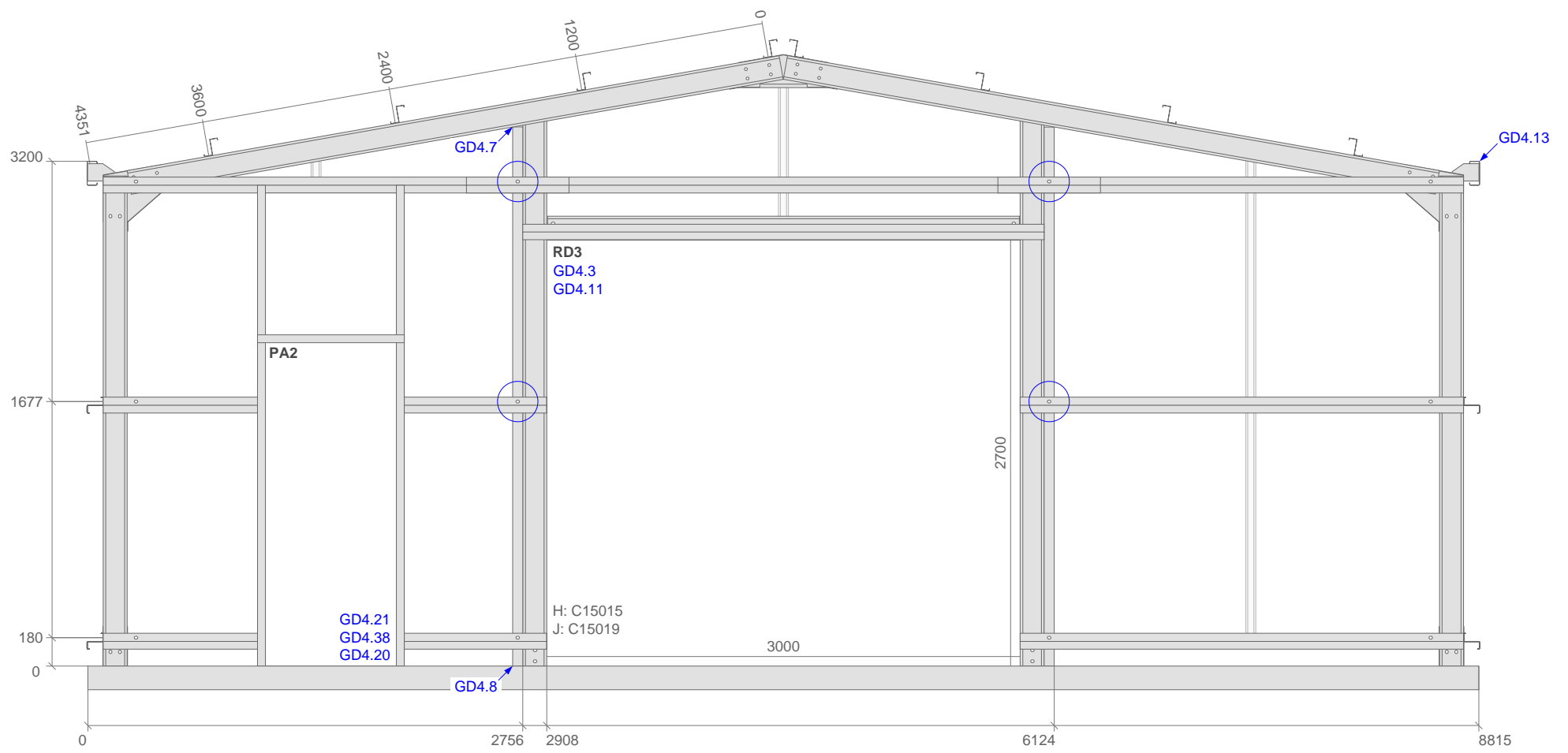
DRAWN DATE:
2022-06-10

© 2022 dm3 Solutions. The Information contained herein is Proprietary, Confidential and the Sole Property of dm3 Solutions. Reproduction in part or in whole is Prohibited without written approval. Unless specified otherwise, dimensions are in millimetres & drawings are not to scale.

Powered by dm3Solutions.com

ISSUE: 1	SIZE: A4	SCALE: NTS	DRAWING NUMBER 6 of 45
-------------	-------------	---------------	---------------------------

- Fly Bracing
- ▭ Bridging GD4.27

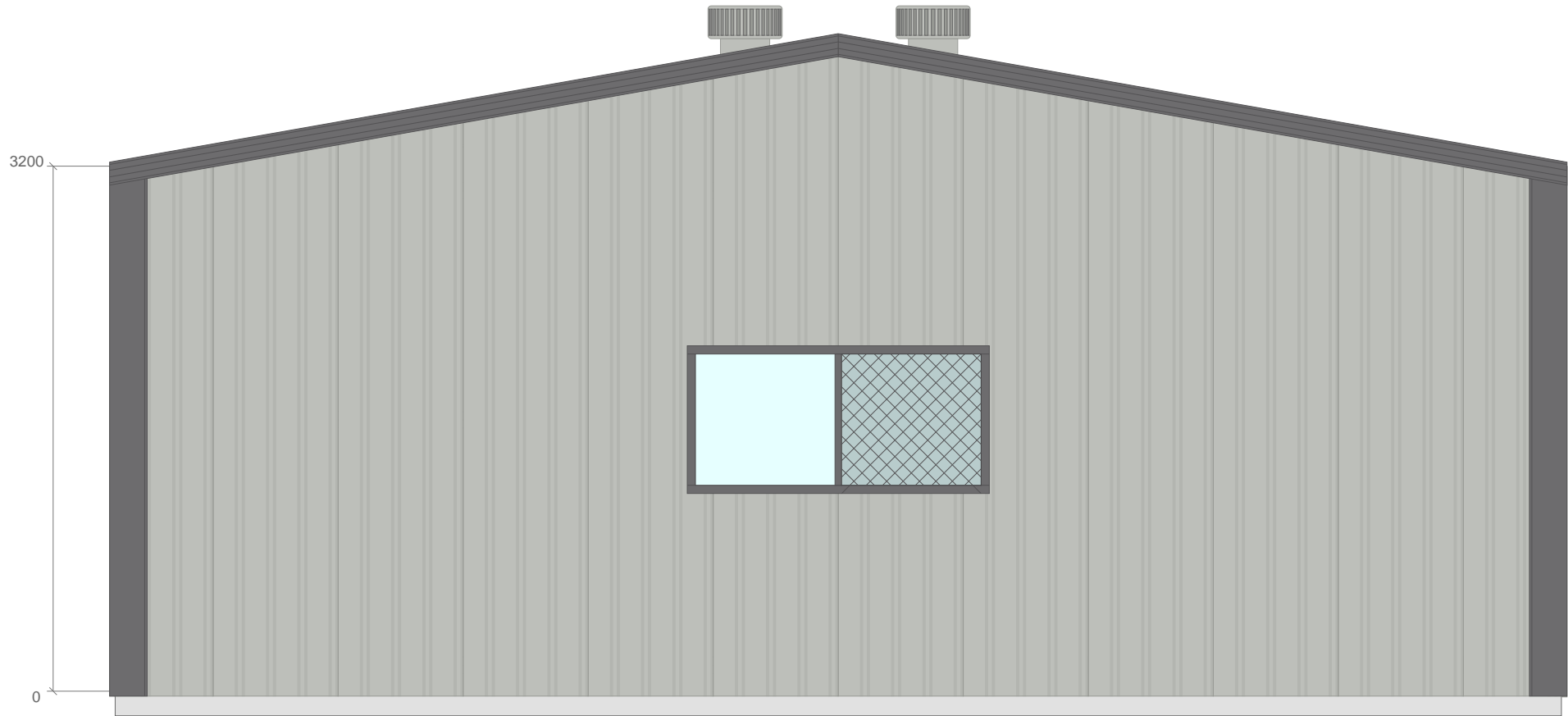


PROFESSIONAL CHOICE
SHEDS AND CARPORTS

PROJECT: 8815 x 12202 x 3200 Region B1 Gable Shed Example
CLIENT: Example Shed Owner
ADDRESS: 14 Gable Shed Street, Shedville QLD 4444

PROJECT NUMBER: 9999
DRAWN BY: dm3 Solutions
DRAWN DATE: 2022-06-10

© 2022 dm3 Solutions. The Information contained herein is Proprietary, Confidential and the Sole Property of dm3 Solutions. Reproduction in part or in whole is Prohibited without written approval. Unless specified otherwise, dimensions are in millimetres & drawings are not to scale.			
Powered by dm3Solutions.com			
ISSUE: 1	SIZE: A4	SCALE: NTS	DRAWING NUMBER 7 of 45



**PROFESSIONAL
CHOICE**
SHEDS AND CARPORTS

PROJECT:
8815 x 12202 x 3200 Region B1 Gable Shed Example

CLIENT:
Example Shed Owner

ADDRESS:
14 Gable Shed Street, Shedville QLD 4444

PROJECT NUMBER:
9999

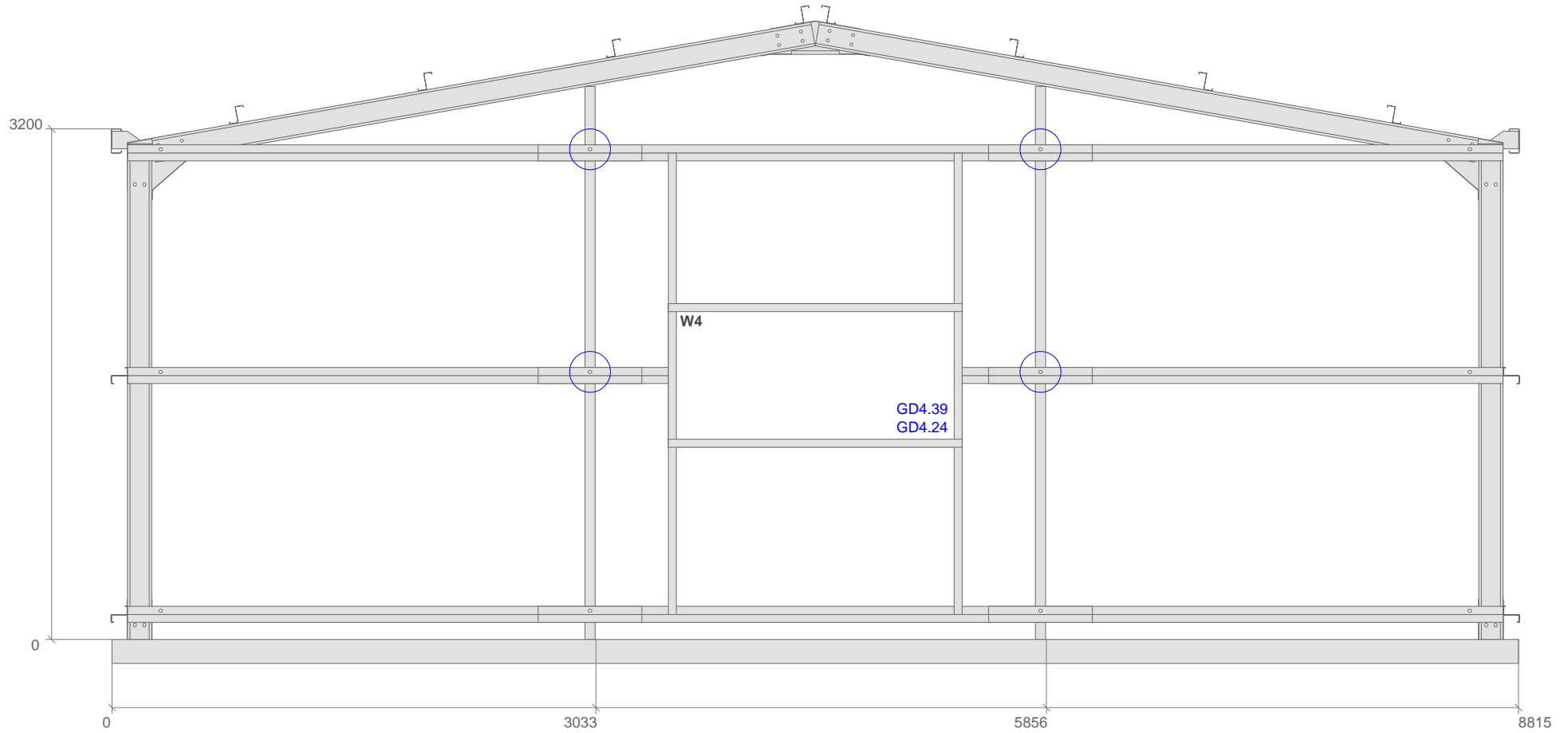
DRAWN BY:
dm3 Solutions

DRAWN DATE:
2022-06-10

© 2022 dm3 Solutions. The Information contained herein is Proprietary, Confidential and the Sole Property of dm3 Solutions. Reproduction in part or in whole is Prohibited without written approval. Unless specified otherwise, dimensions are in millimetres & drawings are not to scale.

Powered by dm3Solutions.com

ISSUE: 1	SIZE: A4	SCALE: NTS	DRAWING NUMBER 8 of 45
-------------	-------------	---------------	---------------------------



**PROFESSIONAL
CHOICE**
SHEDS AND CARPORTS

PROJECT:
8815 x 12202 x 3200 Region B1 Gable Shed Example

CLIENT:
Example Shed Owner

ADDRESS:
14 Gable Shed Street, Shedville QLD 4444

PROJECT NUMBER:
9999

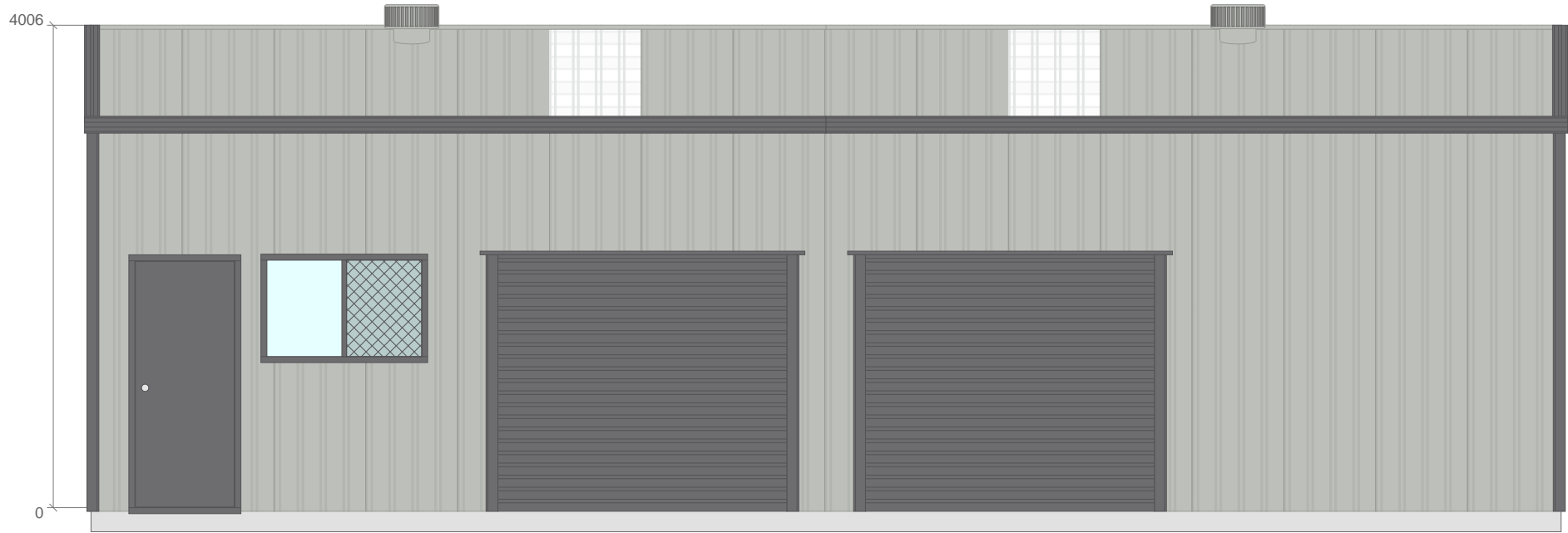
DRAWN BY:
dm3 Solutions

DRAWN DATE:
2022-06-10

© 2022 dm3 Solutions. The Information contained herein is Proprietary, Confidential and the Sole Property of dm3 Solutions. Reproduction in part or in whole is Prohibited without written approval. Unless specified otherwise, dimensions are in millimetres & drawings are not to scale.

Powered by [dm3Solutions.com](https://dm3solutions.com)

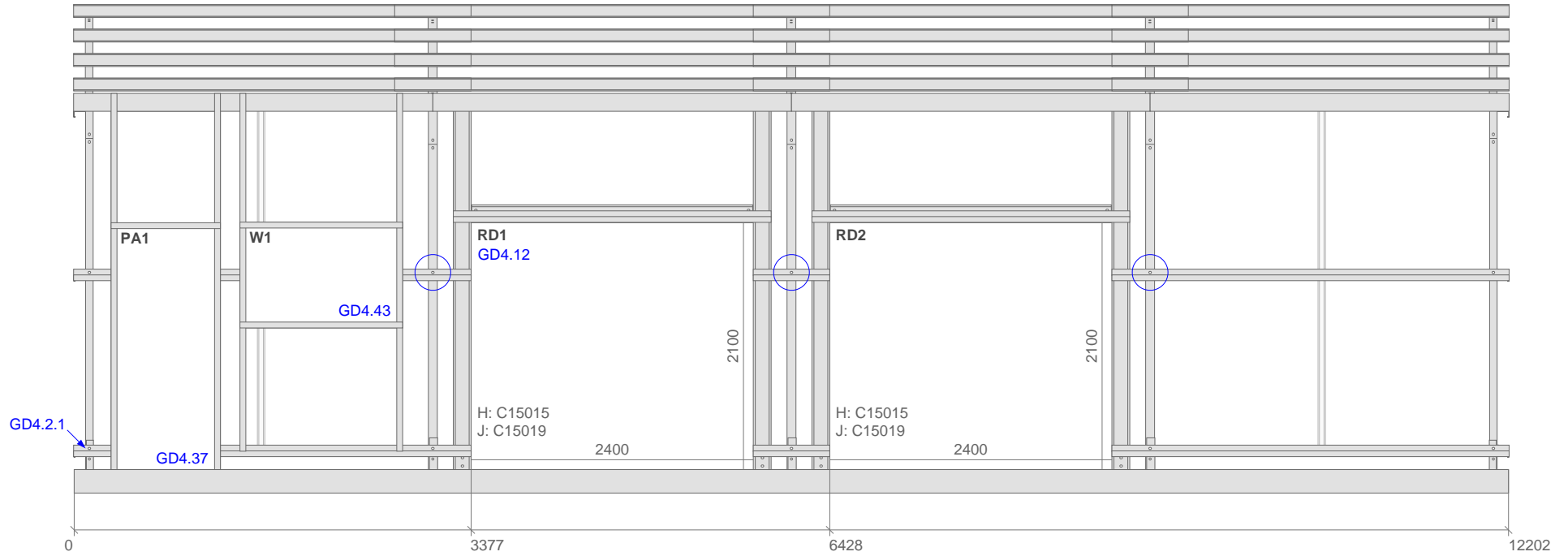
ISSUE: 1	SIZE: A4	SCALE: NTS	DRAWING NUMBER 9 of 45
-------------	-------------	---------------	---------------------------



**PROFESSIONAL
CHOICE**
SHEDS AND CARPORTS

PROJECT: 8815 x 12202 x 3200 Region B1 Gable Shed Example	PROJECT NUMBER: 9999	© 2022 dm3 Solutions. The Information contained herein is Proprietary, Confidential and the Sole Property of dm3 Solutions. Reproduction in part or in whole is Prohibited without written approval. Unless specified otherwise, dimensions are in millimetres & drawings are not to scale. Powered by dm3Solutions.com			
CLIENT: Example Shed Owner	DRAWN BY: dm3 Solutions	ISSUE: 1	SIZE: A4	SCALE: NTS	DRAWING NUMBER 10 of 45
ADDRESS: 14 Gable Shed Street, Shedville QLD 4444	DRAWN DATE: 2022-06-10				

- Fly Bracing
- Bridging



PROFESSIONAL CHOICE
SHEDS AND CARPORTS

PROJECT:
8815 x 12202 x 3200 Region B1 Gable Shed Example

CLIENT:
Example Shed Owner

ADDRESS:
14 Gable Shed Street, Shedville QLD 4444

PROJECT NUMBER:
9999

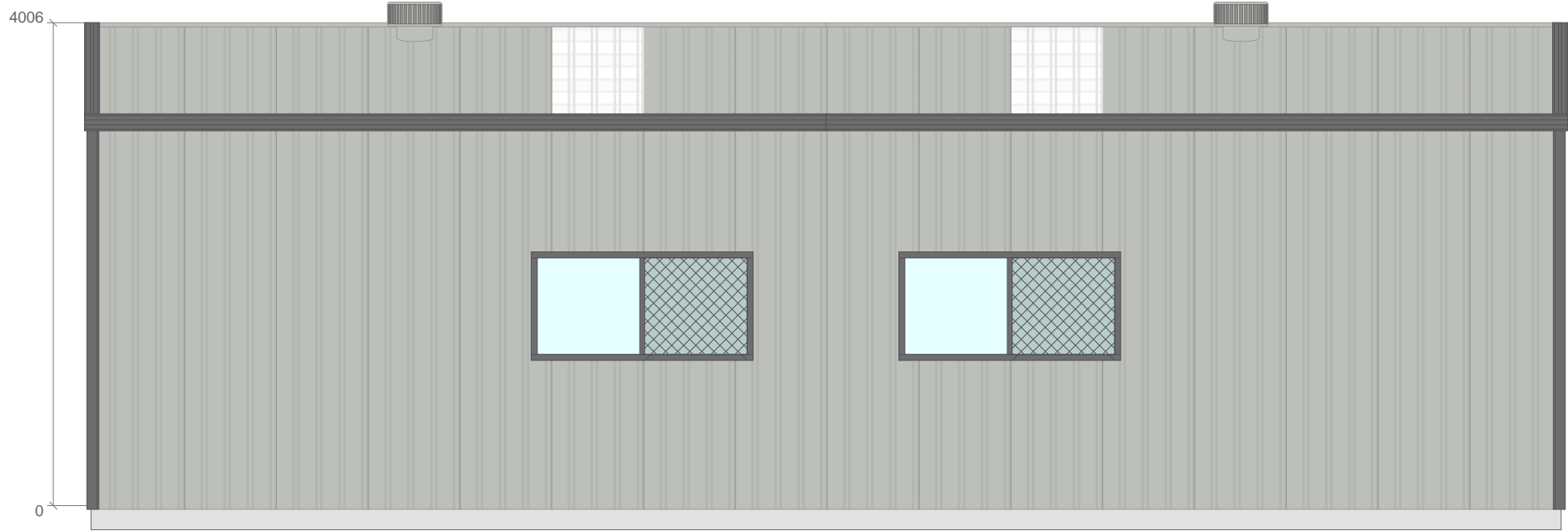
DRAWN BY:
dm3 Solutions

DRAWN DATE:
2022-06-10

© 2022 dm3 Solutions. The Information contained herein is Proprietary, Confidential and the Sole Property of dm3 Solutions. Reproduction in part or in whole is Prohibited without written approval. Unless specified otherwise, dimensions are in millimetres & drawings are not to scale.

Powered by [dm3Solutions.com](https://dm3solutions.com)

ISSUE: 1	SIZE: A4	SCALE: NTS	DRAWING NUMBER 11 of 45
-------------	-------------	---------------	----------------------------



**PROFESSIONAL
CHOICE**
SHEDS AND CARPORTS

PROJECT:
8815 x 12202 x 3200 Region B1 Gable Shed Example

CLIENT:
Example Shed Owner

ADDRESS:
14 Gable Shed Street, Shedville QLD 4444

PROJECT NUMBER:
9999

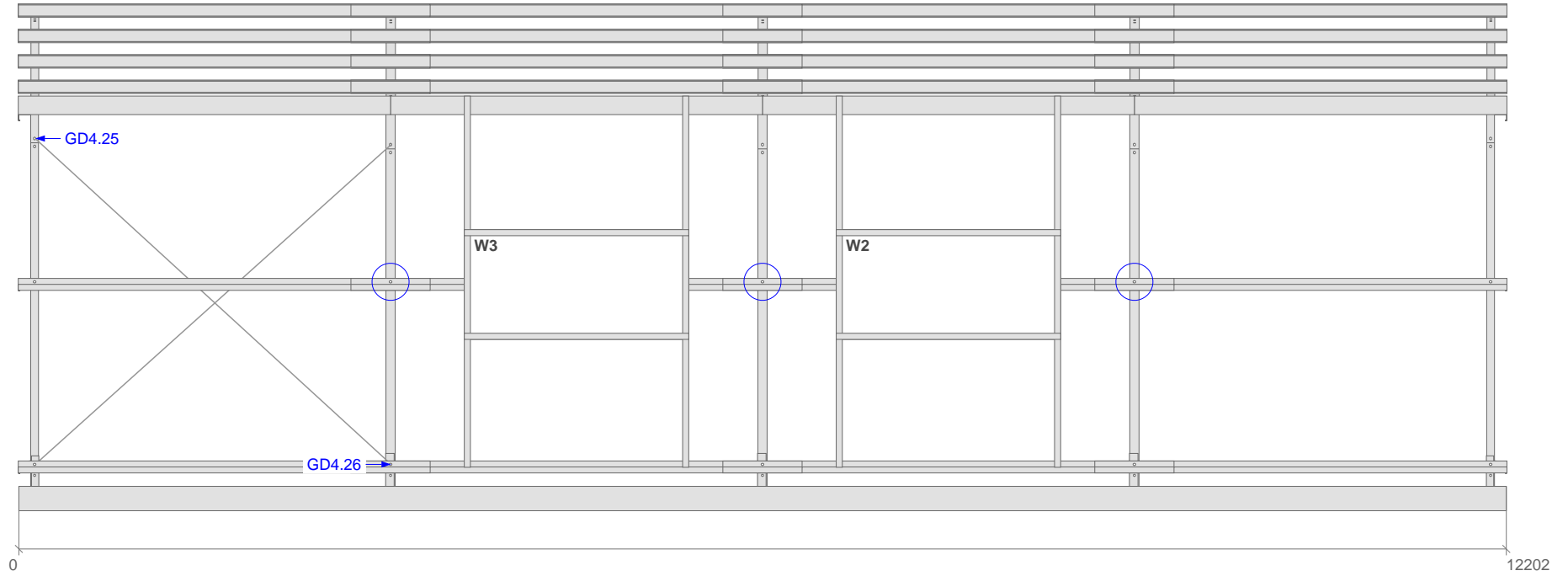
DRAWN BY:
dm3 Solutions

DRAWN DATE:
2022-06-10

© 2022 dm3 Solutions. The Information contained herein is Proprietary, Confidential and the Sole Property of dm3 Solutions. Reproduction in part or in whole is Prohibited without written approval. Unless specified otherwise, dimensions are in millimetres & drawings are not to scale.

Powered by [dm3Solutions.com](https://dm3solutions.com)

ISSUE: 1	SIZE: A4	SCALE: NTS	DRAWING NUMBER 12 of 45
-------------	-------------	---------------	----------------------------



**PROFESSIONAL
CHOICE**
SHEDS AND CARPORTS

PROJECT:
8815 x 12202 x 3200 Region B1 Gable Shed Example

CLIENT:
Example Shed Owner

ADDRESS:
14 Gable Shed Street, Shedville QLD 4444

PROJECT NUMBER:
9999

DRAWN BY:
dm3 Solutions

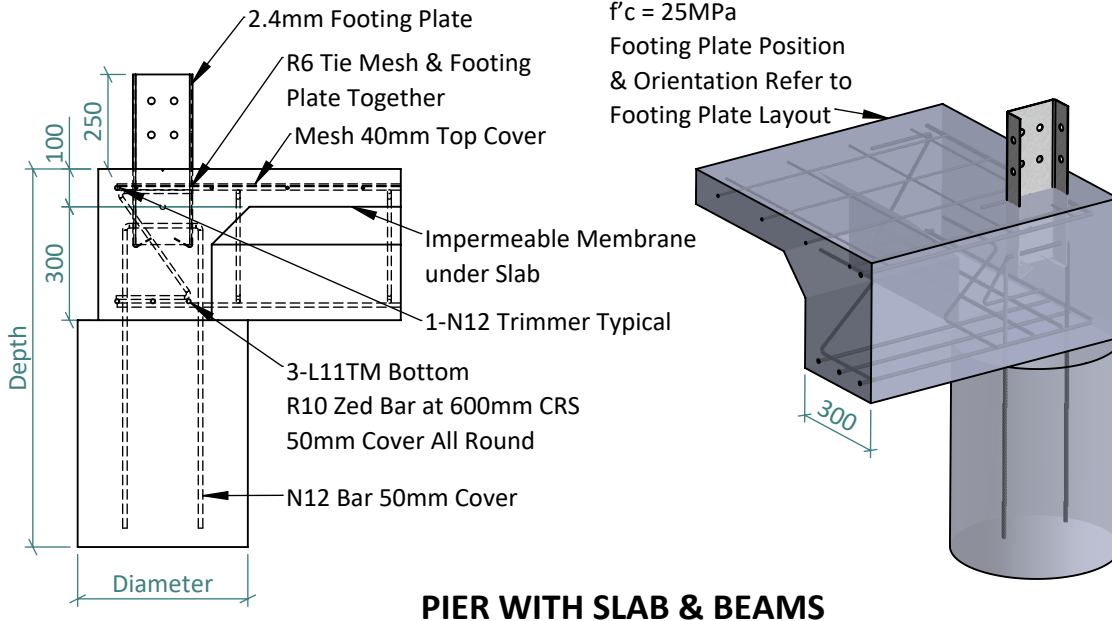
DRAWN DATE:
2022-06-10

© 2022 dm3 Solutions. The Information contained herein is Proprietary, Confidential and the Sole Property of dm3 Solutions. Reproduction in part or in whole is Prohibited without written approval. Unless specified otherwise, dimensions are in millimetres & drawings are not to scale.

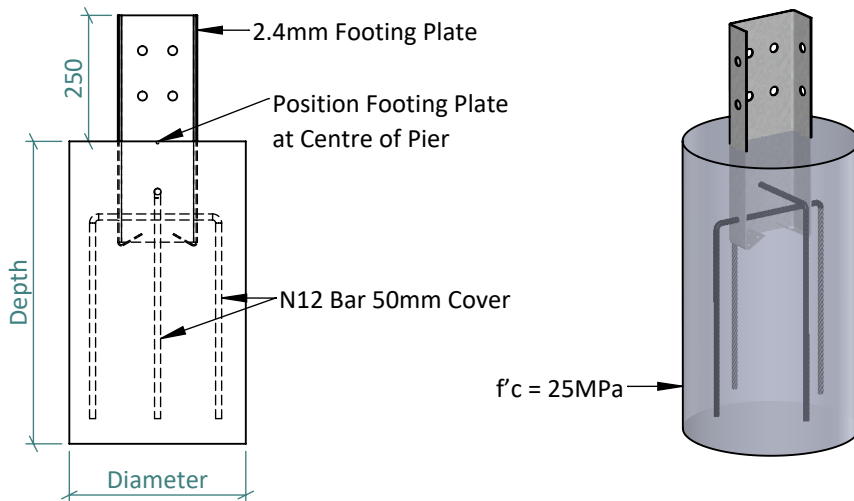
Powered by dm3Solutions.com

ISSUE:	SIZE:	SCALE:	DRAWING NUMBER
1	A4	NTS	13 of 45

« Detail 1.23A: Gable End Slab & Pier Connection Detail



PIER WITH SLAB & BEAMS



PIER ONLY

Foundation Notes:

Foundations have been designed assuming an allowable bearing capacity of 100 kPa, undrained cohesion $C_u = 50$ kPa. Concrete Strength = 25MPa, Site Class H1. Maximum of 2.5kPa uniformly distributed load and 13kN concentrated load.




Scan for Video

Pier with Slab & Beams Gable Ends ●

Depth 400mm
Diameter 350mm

Pier Only

Depth 1000mm
Diameter 350mm



PROFESSIONAL CHOICE
SHEDS AND CARPORTS

PROJECT: 8815 x 12202 x 3200 Region B1 Gable Shed Example

CLIENT: Example Shed Owner

ADDRESS: 14 Gable Shed Street, Shedville QLD 4444

PROJECT NUMBER: 9999

DRAWN BY: dm3 Solutions

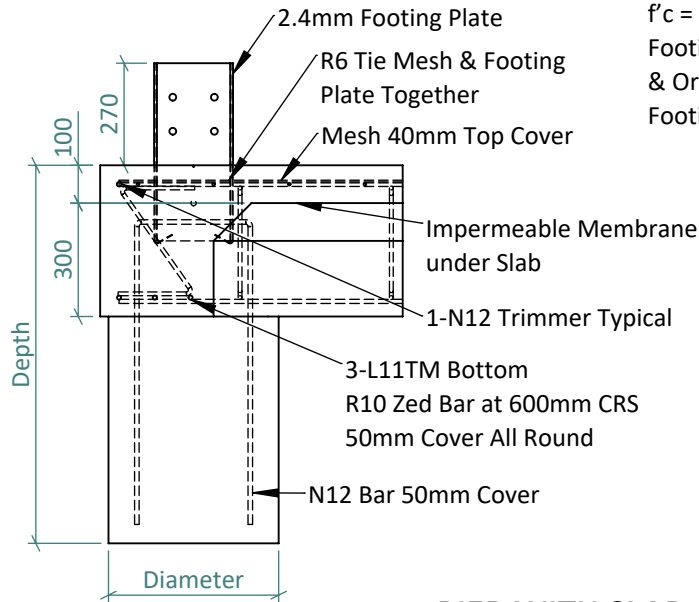
DRAWN DATE: 2022-06-10

© 2022 dm3 Solutions. The Information contained herein is Proprietary, Confidential and the Sole Property of dm3 Solutions. Reproduction in part or in whole is Prohibited without written approval. Unless specified otherwise, dimensions are in millimetres & drawings are not to scale.

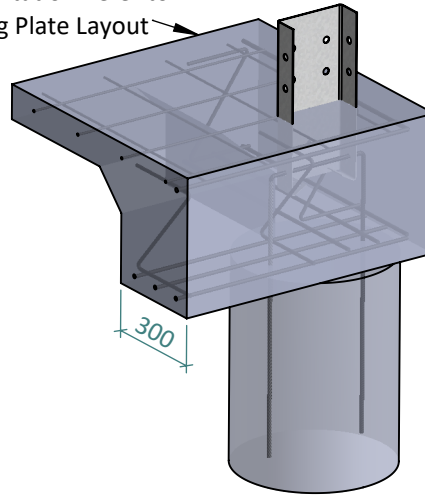
Powered by dm3solutions.com

ISSUE: 1	SIZE: A4	SCALE: NTS	DRAWING NUMBER: 14 of 45
----------	----------	------------	--------------------------

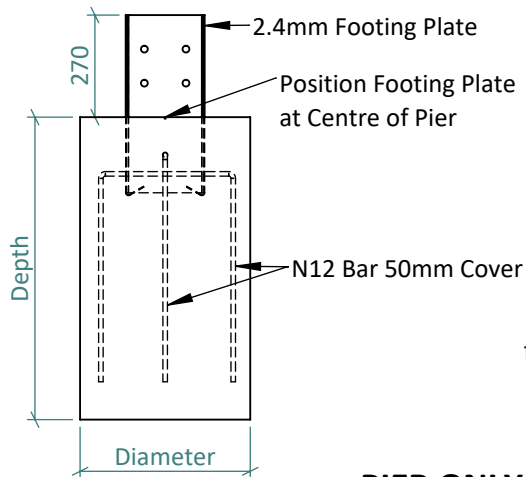
« Detail 1.24B: Internal Portal Slab & Pier Connection Detail



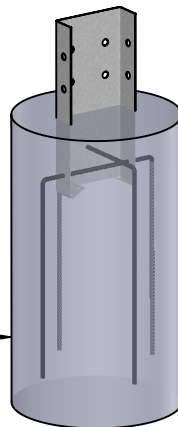
$f'c = 25\text{MPa}$
Footing Plate Position
& Orientation Refer to
Footing Plate Layout



PIER WITH SLAB & BEAMS



$f'c = 25\text{MPa}$



PIER ONLY

Foundation Notes:

Foundations have been designed assuming an allowable bearing capacity of 100 kPa, undrained cohesion $C_u = 50$ kPa. Concrete Strength = 25MPa, Site Class H1. Maximum of 2.5kPa uniformly distributed load and 13kN concentrated load.




Scan for Video

Pier with Slab & Beams Internal Portals ●

Depth 500mm
Diameter 350mm

Pier Only

Depth 1200mm
Diameter 350mm



**PROFESSIONAL
CHOICE**
SHEDS AND CARPORTS

PROJECT:
8815 x 12202 x 3200 Region B1 Gable Shed Example

CLIENT:
Example Shed Owner

ADDRESS:
14 Gable Shed Street, Shedville QLD 4444

PROJECT NUMBER:
9999

DRAWN BY:
dm3 Solutions

DRAWN DATE:
2022-06-10

© 2022 dm3 Solutions. The Information contained herein is Proprietary, Confidential and the Sole Property of dm3 Solutions. Reproduction in part or in whole is Prohibited without written approval. Unless specified otherwise, dimensions are in millimetres & drawings are not to scale.

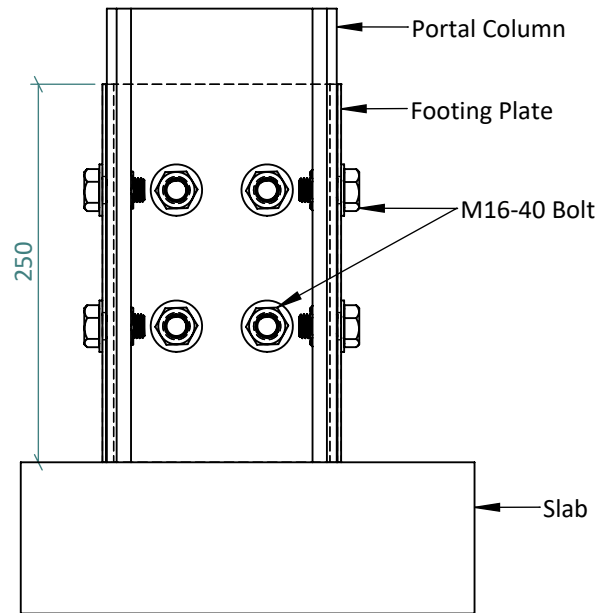
Powered by [dm3Solutions.com](https://dm3solutions.com)

ISSUE: 1	SIZE: A4	SCALE: NTS	DRAWING NUMBER: 15 of 45
-------------	-------------	---------------	-----------------------------

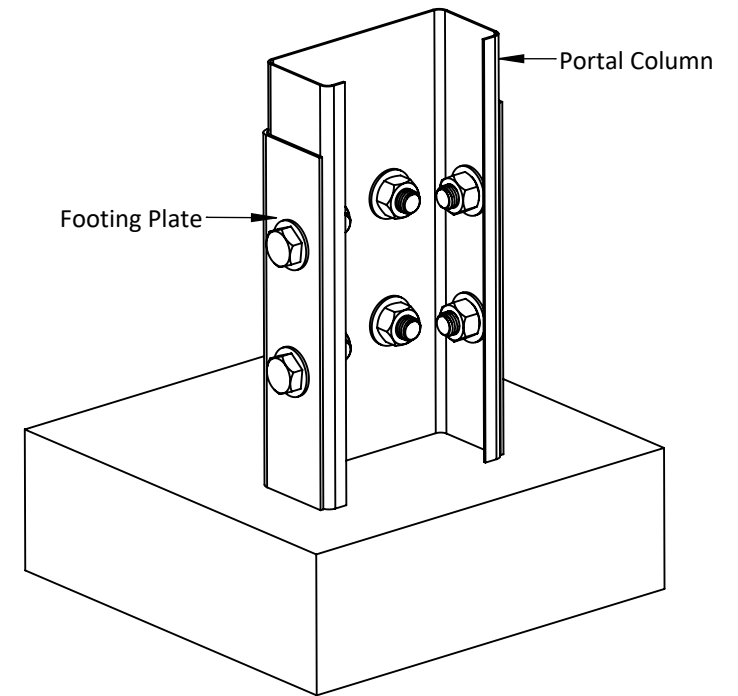
« Detail 1.32: Footing Plates Connection Detail



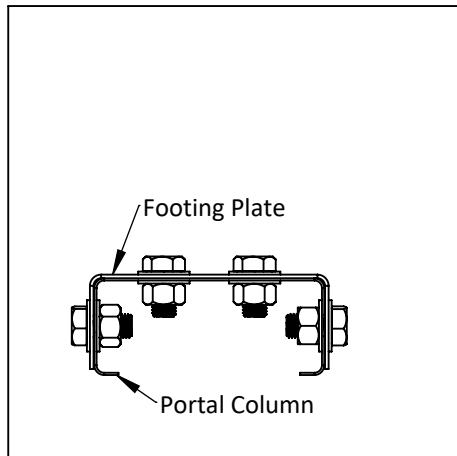
Scan for Video



ELEVATION



ISOMETRIC



PLAN



**PROFESSIONAL
CHOICE**
SHEDS AND CARPORTS

PROJECT:
8815 x 12202 x 3200 Region B1 Gable Shed Example

CLIENT:
Example Shed Owner

ADDRESS:
14 Gable Shed Street, Shedville QLD 4444

PROJECT NUMBER:
9999

DRAWN BY:
dm3 Solutions

DRAWN DATE:
2022-06-10

© 2022 dm3 Solutions. The Information contained herein is Proprietary, Confidential and the Sole Property of dm3 Solutions. Reproduction in part or in whole is Prohibited without written approval. Unless specified otherwise, dimensions are in millimetres & drawings are not to scale.

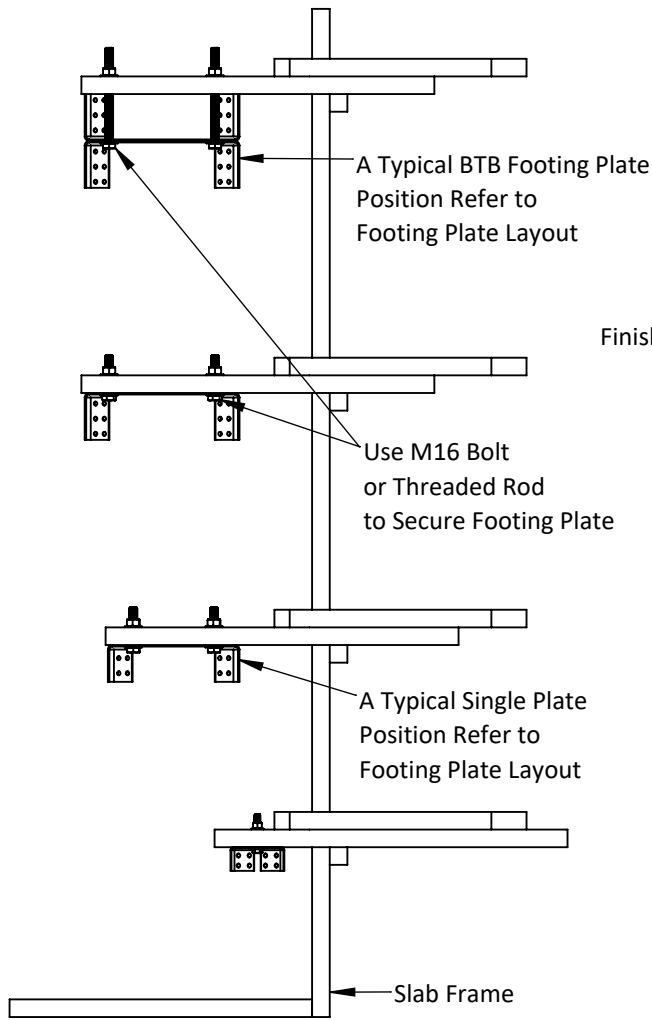
Powered by dm3solutions.com

ISSUE: 1	SIZE: A4	SCALE: NTS	DRAWING NUMBER 16 of 45
-------------	-------------	---------------	----------------------------

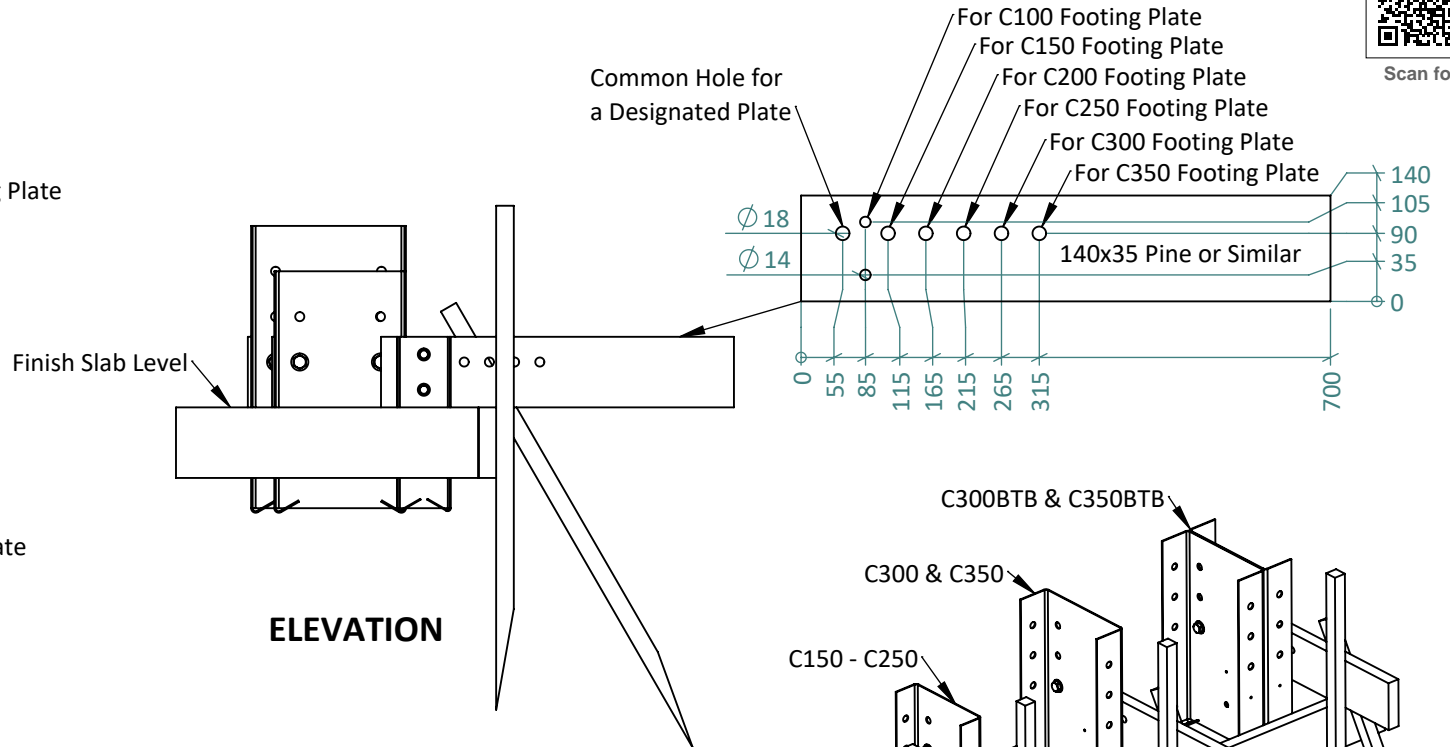
« Detail 1.50: Slab and Pier Connection Detail



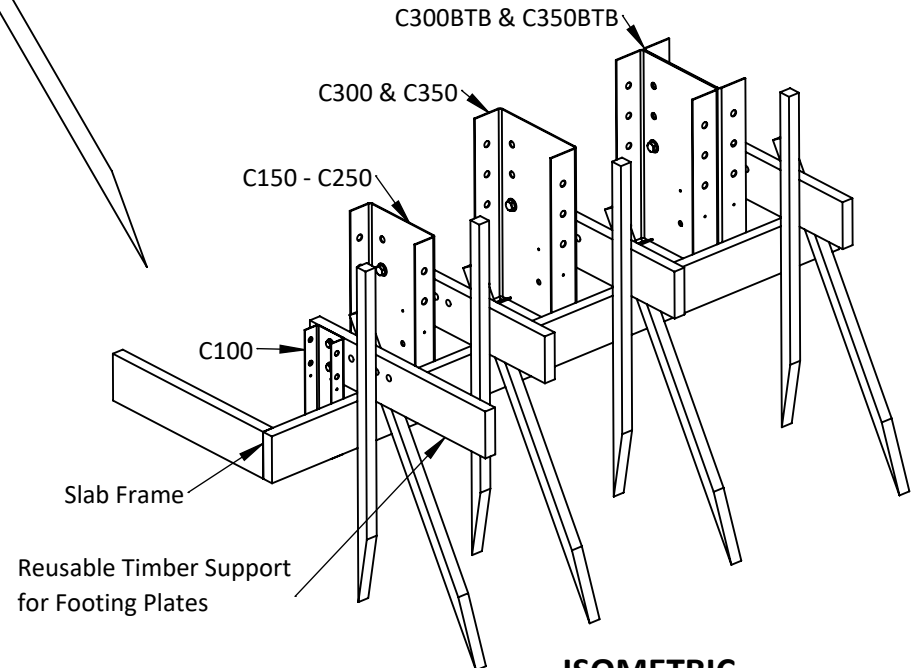
Scan for Video



PLAN



ELEVATION



ISOMETRIC



PROFESSIONAL
CHOICE
SHEDS AND CARPORTS

PROJECT:
8815 x 12202 x 3200 Region B1 Gable Shed Example

CLIENT:
Example Shed Owner

ADDRESS:
14 Gable Shed Street, Shedville QLD 4444

PROJECT NUMBER:
9999

DRAWN BY:
dm3 Solutions

DRAWN DATE:
2022-06-10

© 2022 dm3 Solutions. The Information contained herein is Proprietary, Confidential and the Sole Property of dm3 Solutions. Reproduction in part or in whole is Prohibited without written approval. Unless specified otherwise, dimensions are in millimetres & drawings are not to scale.

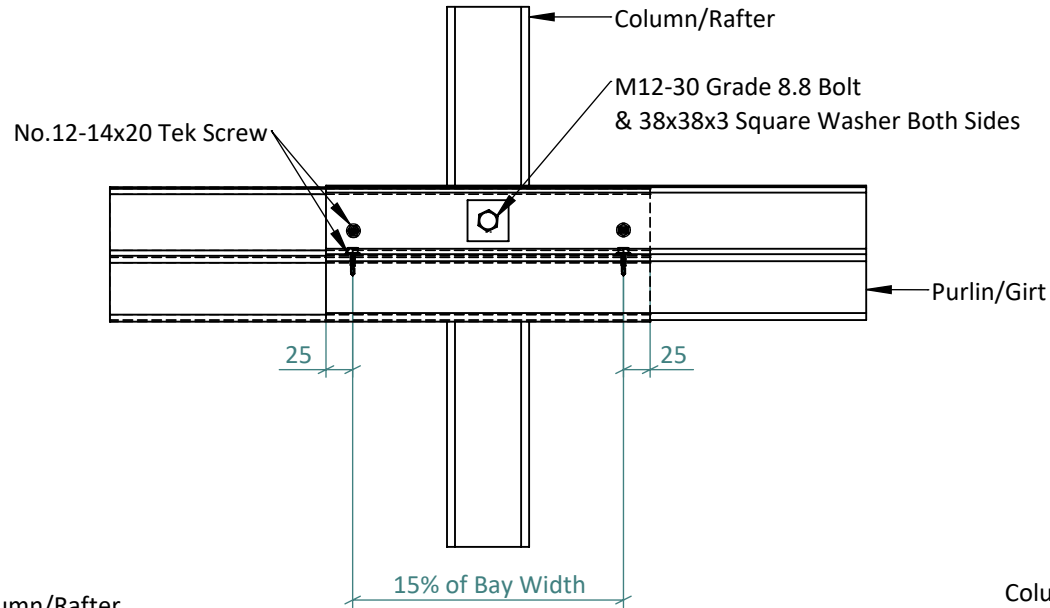
Powered by [dm3Solutions.com](https://www.dm3solutions.com)

ISSUE: 1	SIZE: A4	SCALE: NTS	DRAWING NUMBER: 17 of 45
-------------	-------------	---------------	-----------------------------

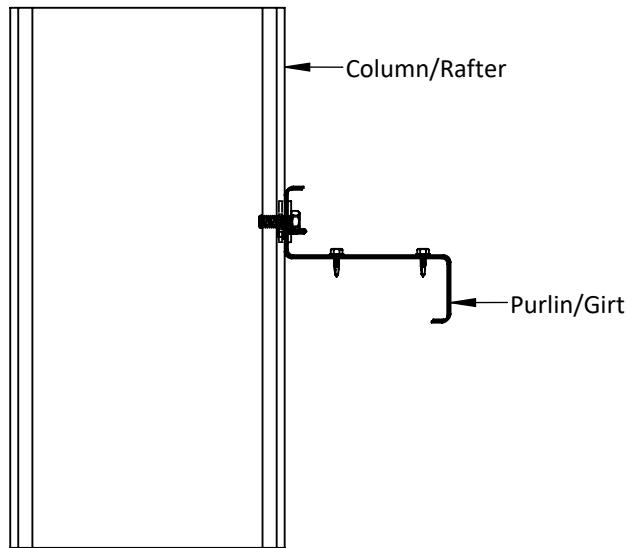
« Detail GD4.1: Purlin/Girt Connection Detail



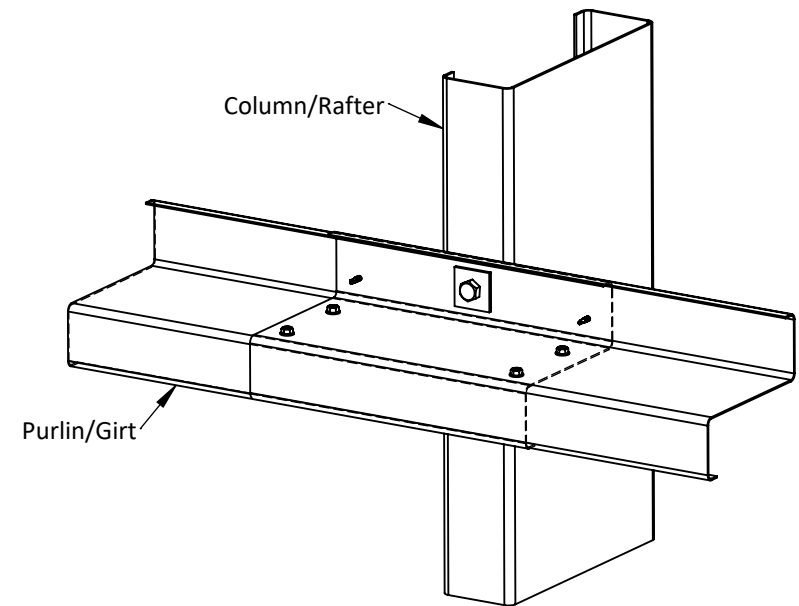
Scan for Video



ELEVATION 2



ELEVATION 1



ISOMETRIC



**PROFESSIONAL
CHOICE**
SHEDS AND CARPORTS

PROJECT:
8815 x 12202 x 3200 Region B1 Gable Shed Example

CLIENT:
Example Shed Owner

ADDRESS:
14 Gable Shed Street, Shedville QLD 4444

PROJECT NUMBER:
9999

DRAWN BY:
dm3 Solutions

DRAWN DATE:
2022-06-10

© 2022 dm3 Solutions. The Information contained herein is Proprietary, Confidential and the Sole Property of dm3 Solutions. Reproduction in part or in whole is Prohibited without written approval. Unless specified otherwise, dimensions are in millimetres & drawings are not to scale.

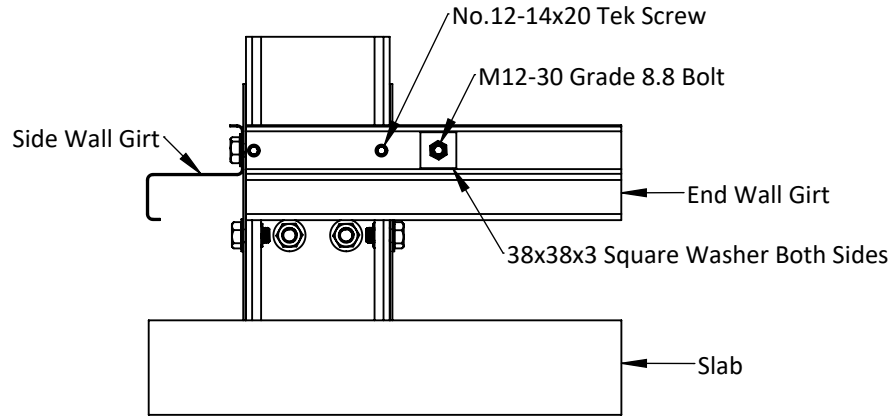
Powered by dm3solutions.com

ISSUE: 1	SIZE: A4	SCALE: NTS	DRAWING NUMBER 18 of 45
-------------	-------------	---------------	----------------------------

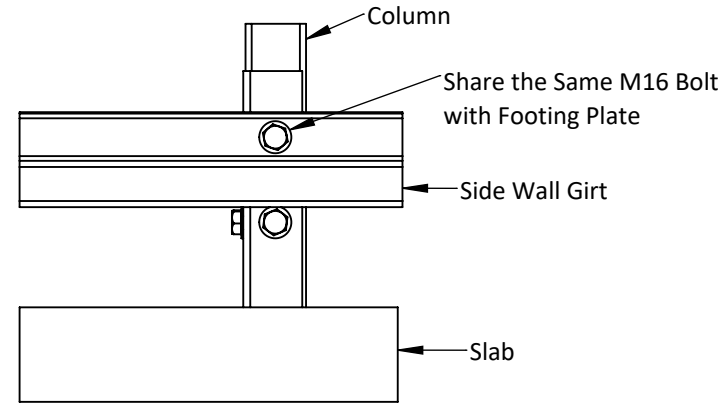
« Detail GD4.2.1: Girt Corner Connection Detail



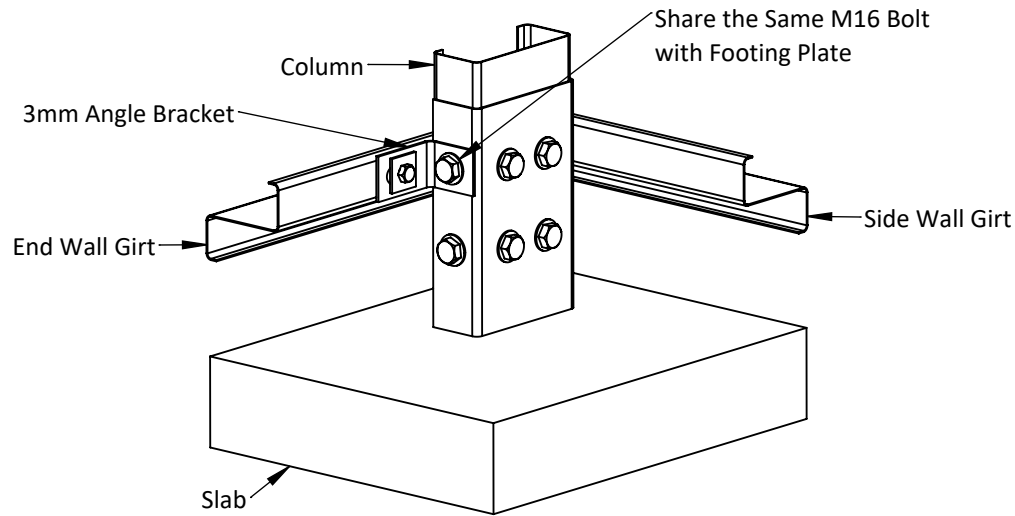
Scan for Video



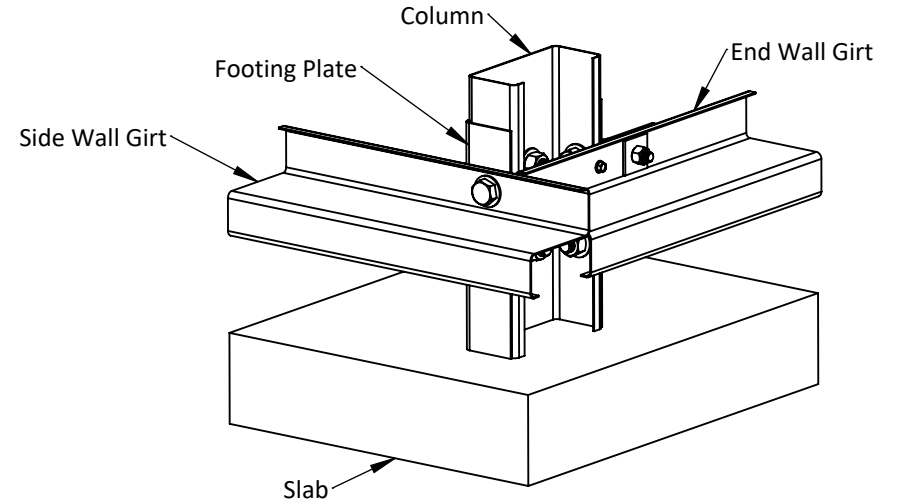
END ELEVATION



SIDE ELEVATION



ISOMETRIC 2



ISOMETRIC 1



**PROFESSIONAL
CHOICE**
SHEDS AND CARPORTS

PROJECT:
8815 x 12202 x 3200 Region B1 Gable Shed Example

CLIENT:
Example Shed Owner

ADDRESS:
14 Gable Shed Street, Shedville QLD 4444

PROJECT NUMBER:
9999

DRAWN BY:
dm3 Solutions

DRAWN DATE:
2022-06-10

© 2022 dm3 Solutions. The Information contained herein is Proprietary, Confidential and the Sole Property of dm3 Solutions. Reproduction in part or in whole is Prohibited without written approval. Unless specified otherwise, dimensions are in millimetres & drawings are not to scale.

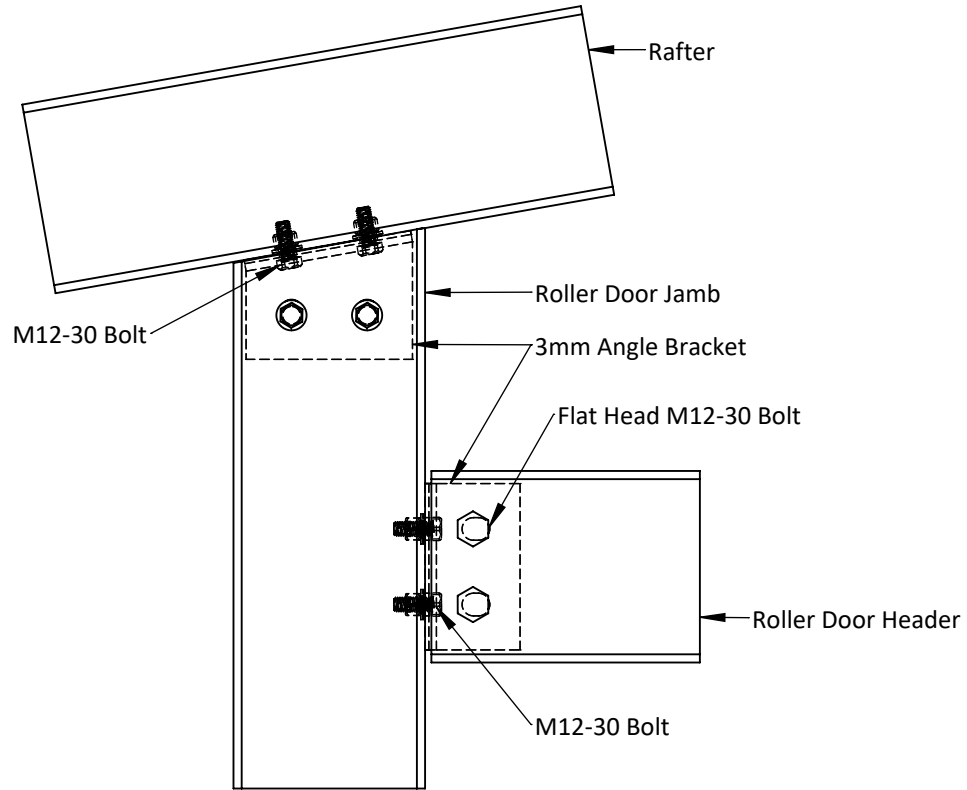
Powered by dm3solutions.com

ISSUE: 1	SIZE: A4	SCALE: NTS	DRAWING NUMBER 19 of 45
-------------	-------------	---------------	----------------------------

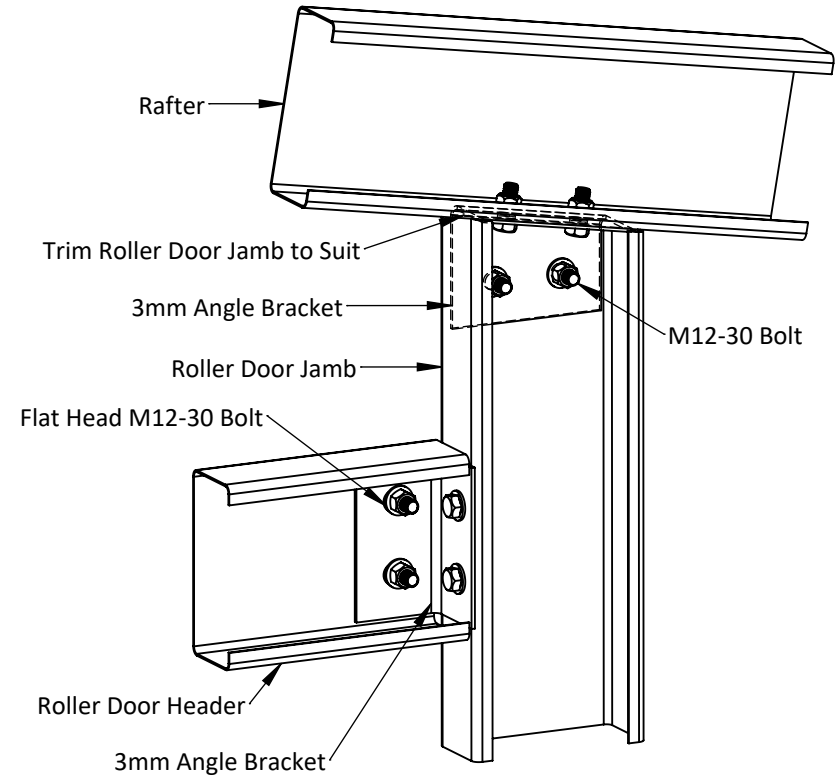
« Detail GD4.3: Roller Door Jamb to Header & Rafter Connection Detail



Scan for Video



**ELEVATION
(VIEW FROM INSIDE BUILDING)**



ISOMETRIC



**PROFESSIONAL
CHOICE**
SHEDS AND CARPORTS

PROJECT:
8815 x 12202 x 3200 Region B1 Gable Shed Example

CLIENT:
Example Shed Owner

ADDRESS:
14 Gable Shed Street, Shedville QLD 4444

PROJECT NUMBER:
9999

DRAWN BY:
dm3 Solutions

DRAWN DATE:
2022-06-10

© 2022 dm3 Solutions. The Information contained herein is Proprietary, Confidential and the Sole Property of dm3 Solutions. Reproduction in part or in whole is Prohibited without written approval. Unless specified otherwise, dimensions are in millimetres & drawings are not to scale.

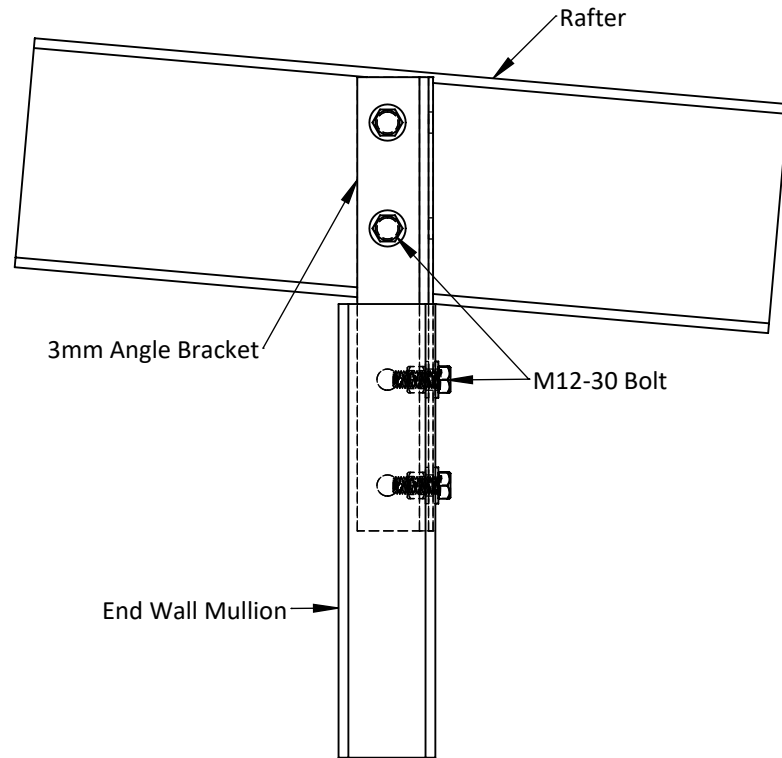
Powered by [dm3Solutions.com](https://dm3solutions.com)

ISSUE: 1	SIZE: A4	SCALE: NTS	DRAWING NUMBER: 20 of 45
-------------	-------------	---------------	-----------------------------

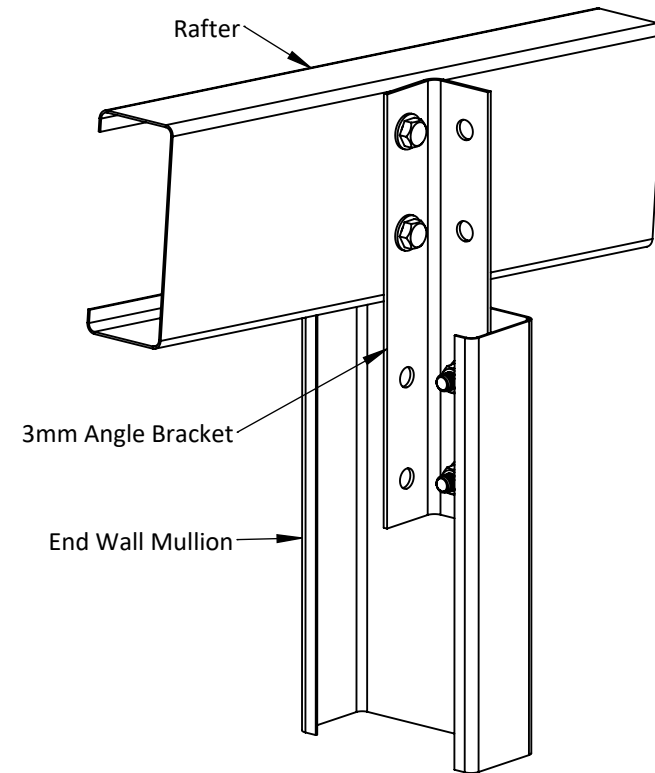
« Detail GD4.7: Mullion to Rafter Connection Detail



Scan for Video



ELEVATION



ISOMETRIC



**PROFESSIONAL
CHOICE**
SHEDS AND CARPORTS

PROJECT:
8815 x 12202 x 3200 Region B1 Gable Shed Example

CLIENT:
Example Shed Owner

ADDRESS:
14 Gable Shed Street, Shedville QLD 4444

PROJECT NUMBER:
9999

DRAWN BY:
dm3 Solutions

DRAWN DATE:
2022-06-10

© 2022 dm3 Solutions. The Information contained herein is Proprietary, Confidential and the Sole Property of dm3 Solutions. Reproduction in part or in whole is Prohibited without written approval. Unless specified otherwise, dimensions are in millimetres & drawings are not to scale.

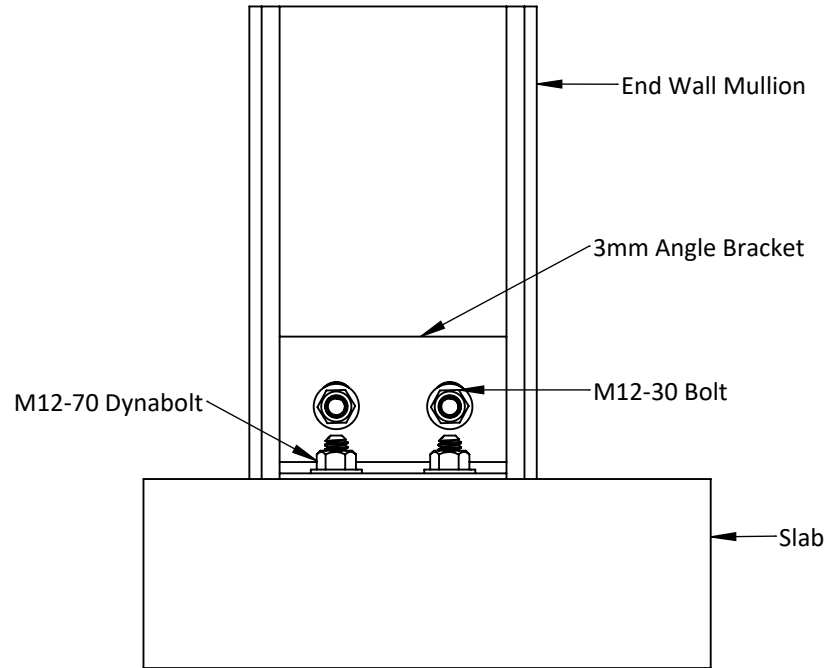
Powered by [dm3Solutions.com](https://dm3solutions.com)

ISSUE: 1	SIZE: A4	SCALE: NTS	DRAWING NUMBER: 21 of 45
-------------	-------------	---------------	-----------------------------

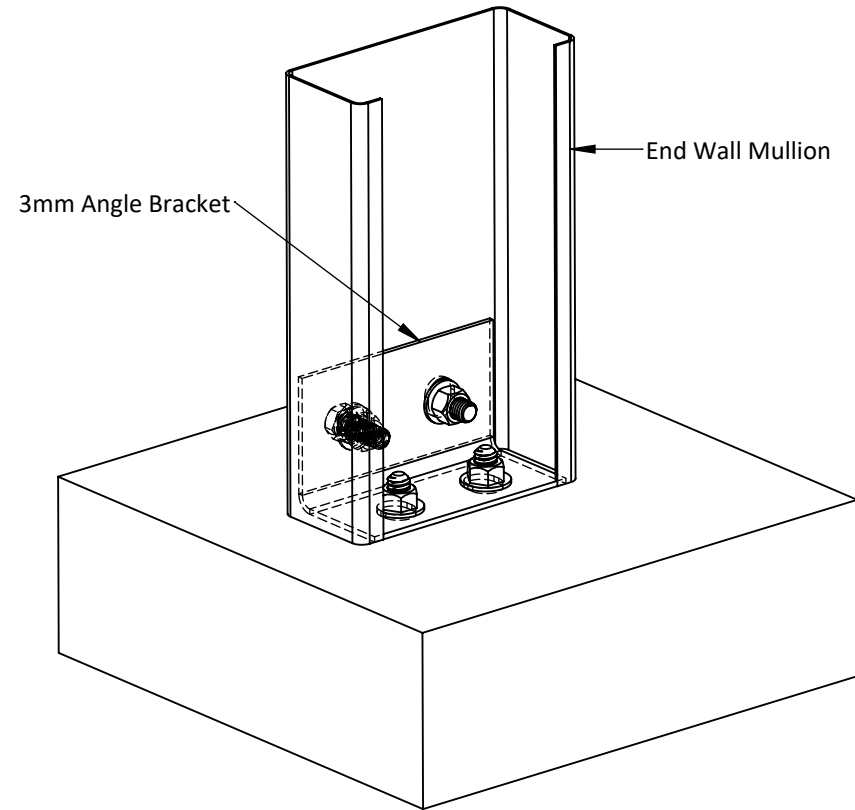
« Detail GD4.8: Mullion to Slab Connection Detail



Scan for Video



ELEVATION



ISOMETRIC



**PROFESSIONAL
CHOICE**
SHEDS AND CARPORTS

PROJECT:
8815 x 12202 x 3200 Region B1 Gable Shed Example

CLIENT:
Example Shed Owner

ADDRESS:
14 Gable Shed Street, Shedville QLD 4444

PROJECT NUMBER:
9999

DRAWN BY:
dm3 Solutions

DRAWN DATE:
2022-06-10

© 2022 dm3 Solutions. The Information contained herein is Proprietary, Confidential and the Sole Property of dm3 Solutions. Reproduction in part or in whole is Prohibited without written approval. Unless specified otherwise, dimensions are in millimetres & drawings are not to scale.

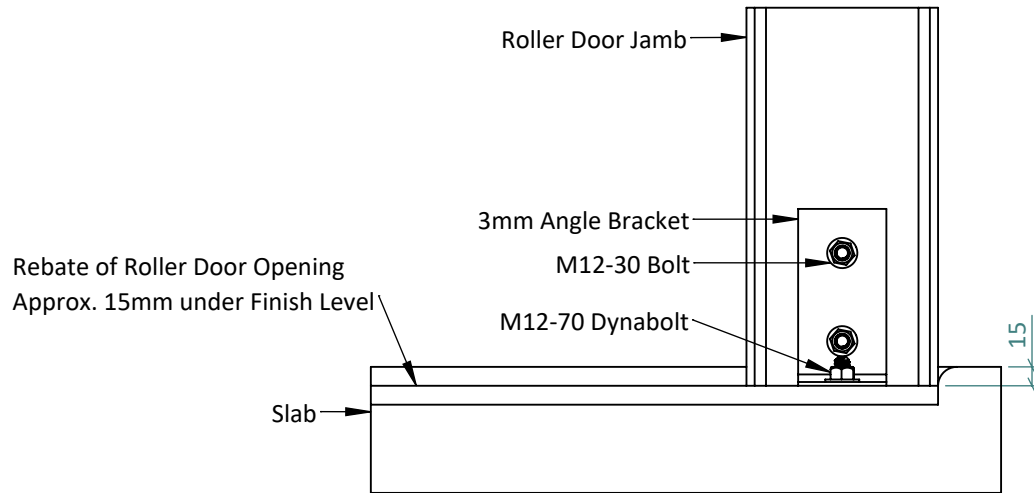
Powered by [dm3Solutions.com](https://dm3solutions.com)

ISSUE: 1	SIZE: A4	SCALE: NTS	DRAWING NUMBER: 22 of 45
-------------	-------------	---------------	-----------------------------

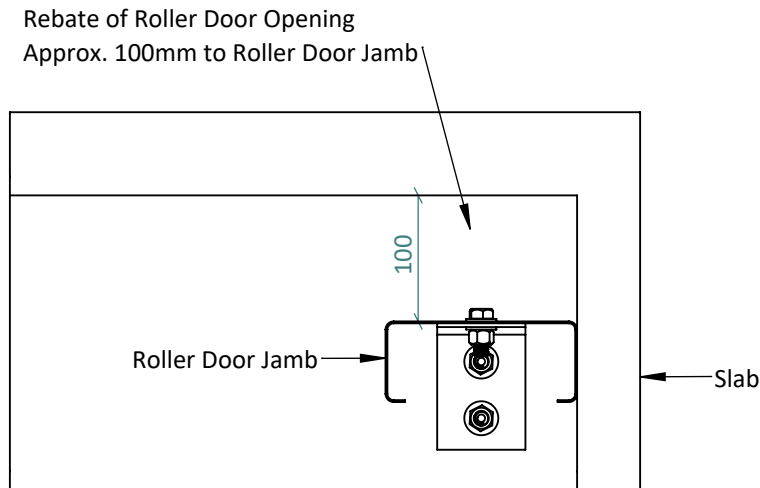
« Detail GD4.11: Roller Door Jamb to Slab Connection Detail



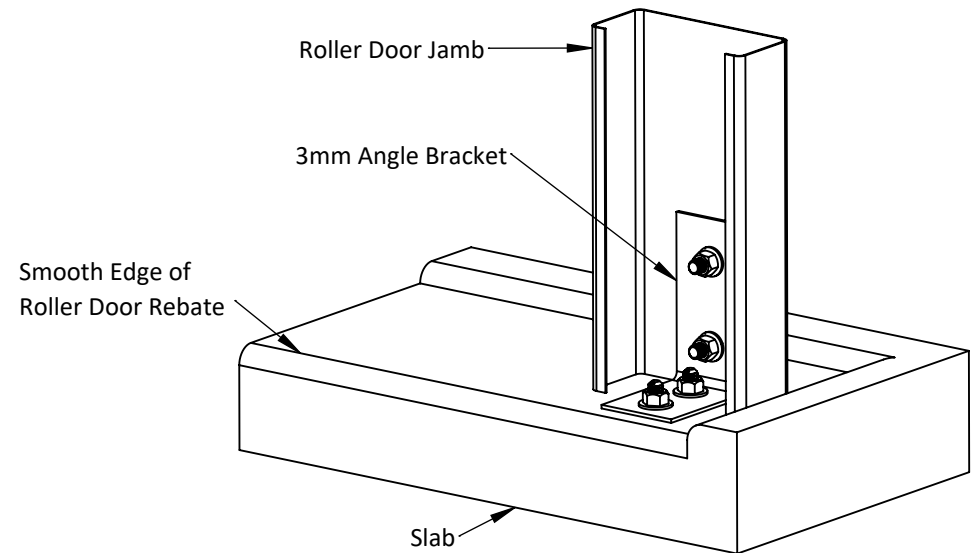
Scan for Video



ELEVATION



PLAN



ISOMETRIC



**PROFESSIONAL
CHOICE**
SHEDS AND CARPORTS

PROJECT:
8815 x 12202 x 3200 Region B1 Gable Shed Example

CLIENT:
Example Shed Owner

ADDRESS:
14 Gable Shed Street, Shedville QLD 4444

PROJECT NUMBER:
9999

DRAWN BY:
dm3 Solutions

DRAWN DATE:
2022-06-10

© 2022 dm3 Solutions. The Information contained herein is Proprietary, Confidential and the Sole Property of dm3 Solutions. Reproduction in part or in whole is Prohibited without written approval. Unless specified otherwise, dimensions are in millimetres & drawings are not to scale.

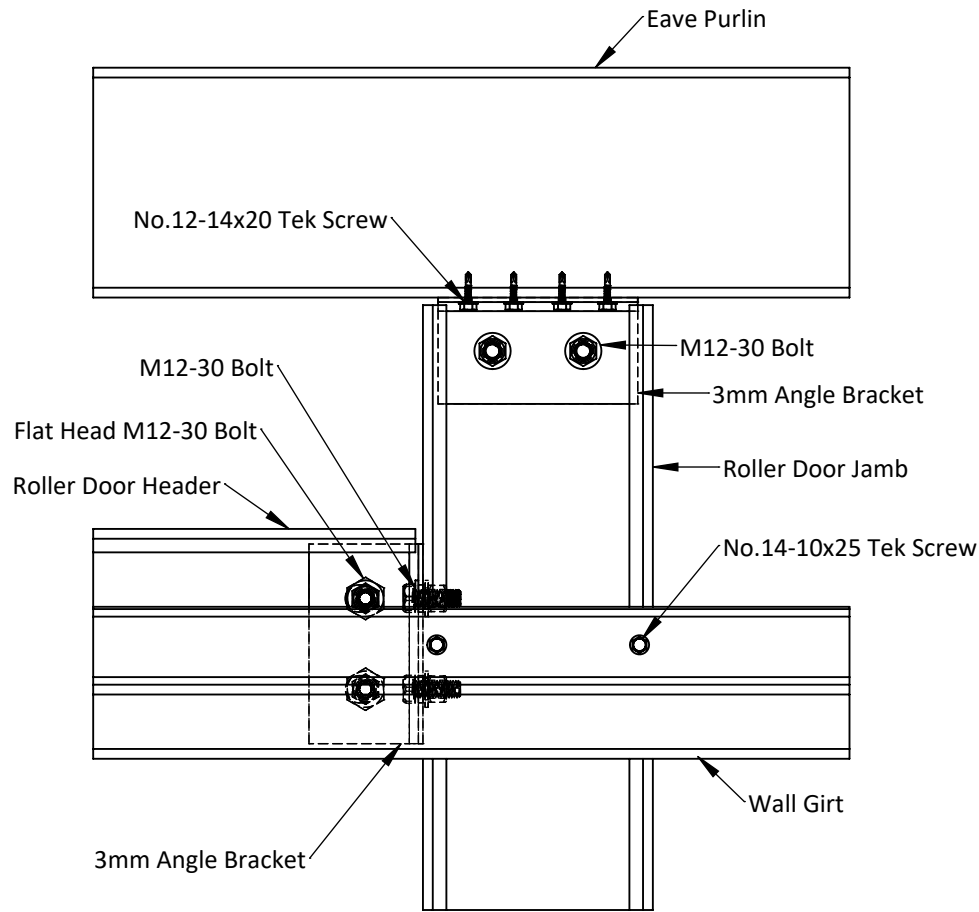
Powered by [dm3Solutions.com](https://dm3solutions.com)

ISSUE: 1	SIZE: A4	SCALE: NTS	DRAWING NUMBER 23 of 45
-------------	-------------	---------------	----------------------------

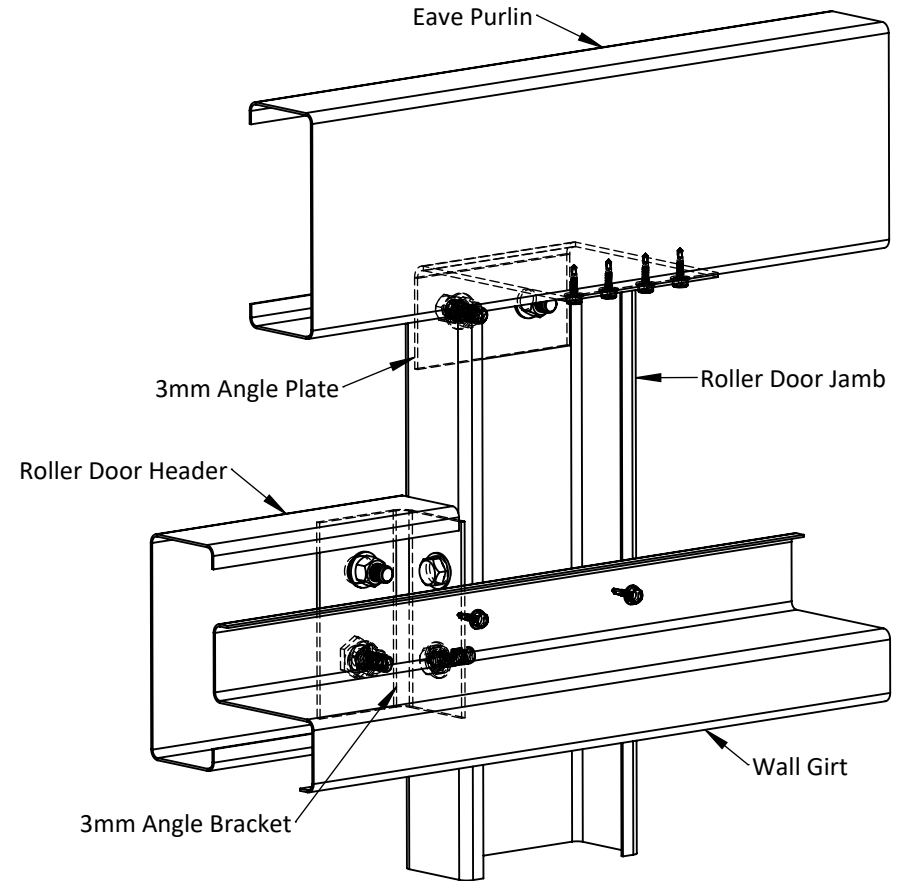
« Detail GD4.12: Roller Door Jamb to Header & Eave Purlin Connection Detail



Scan for Video



ELEVATION



ISOMETRIC



**PROFESSIONAL
CHOICE**
SHEDS AND CARPORTS

PROJECT:
8815 x 12202 x 3200 Region B1 Gable Shed Example

CLIENT:
Example Shed Owner

ADDRESS:
14 Gable Shed Street, Shedville QLD 4444

PROJECT NUMBER:
9999

DRAWN BY:
dm3 Solutions

DRAWN DATE:
2022-06-10

© 2022 dm3 Solutions. The Information contained herein is Proprietary, Confidential and the Sole Property of dm3 Solutions. Reproduction in part or in whole is Prohibited without written approval. Unless specified otherwise, dimensions are in millimetres & drawings are not to scale.

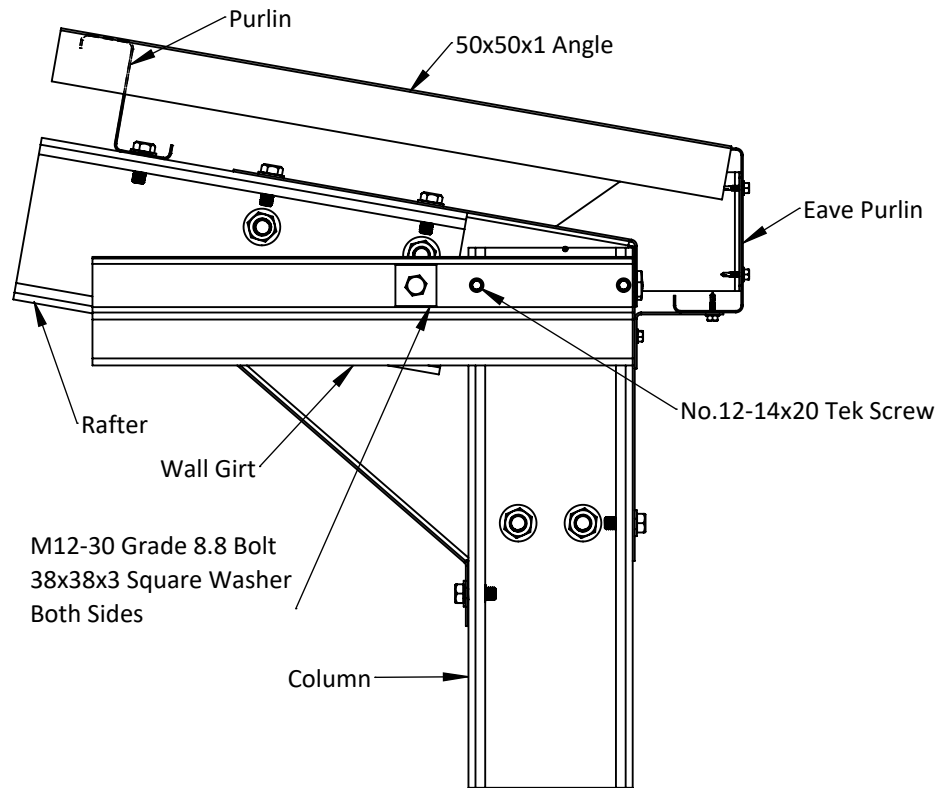
Powered by [dm3Solutions.com](https://www.dm3solutions.com)

ISSUE: 1	SIZE: A4	SCALE: NTS	DRAWING NUMBER 24 of 45
-------------	-------------	---------------	----------------------------

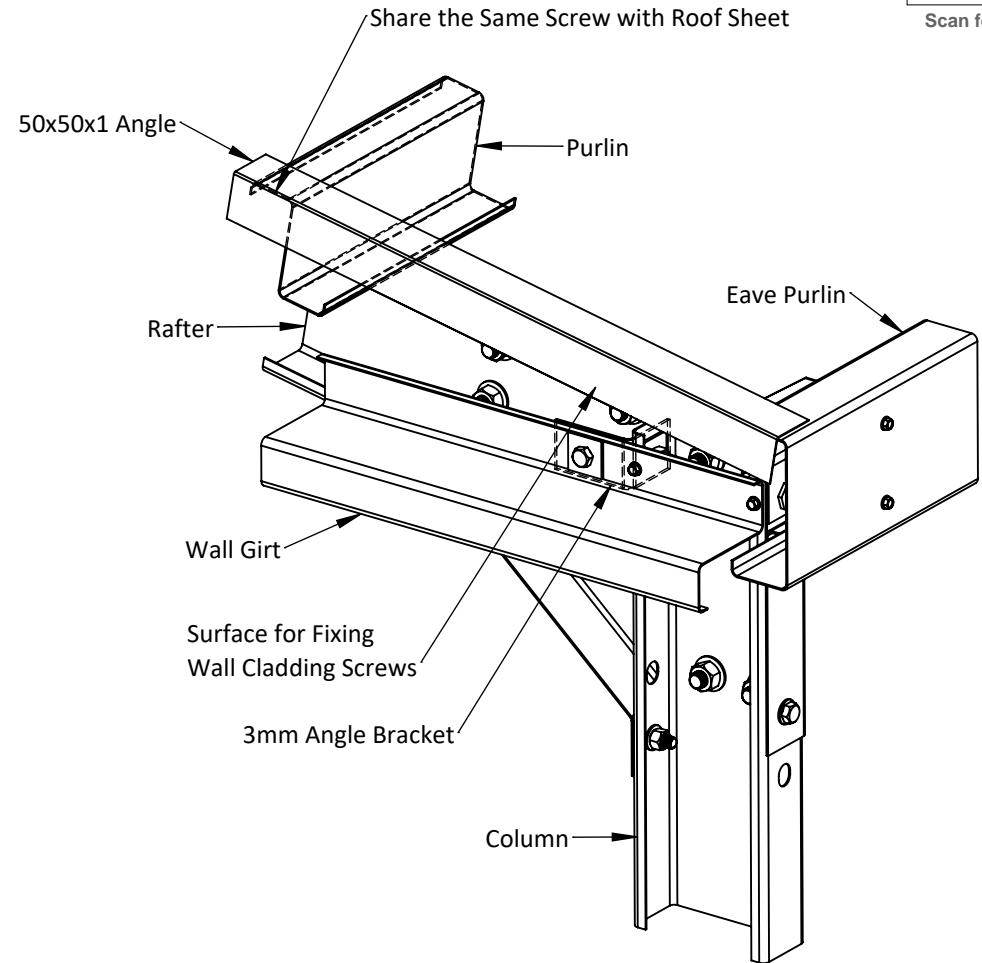
« Detail GD4.13: 50x50x1 Equal Angle Connection Detail



Scan for Video



ELEVATION



ISOMETRIC



**PROFESSIONAL
CHOICE**
SHEDS AND CARPORTS

PROJECT:
8815 x 12202 x 3200 Region B1 Gable Shed Example

CLIENT:
Example Shed Owner

ADDRESS:
14 Gable Shed Street, Shedville QLD 4444

PROJECT NUMBER:
9999

DRAWN BY:
dm3 Solutions

DRAWN DATE:
2022-06-10

© 2022 dm3 Solutions. The Information contained herein is Proprietary, Confidential and the Sole Property of dm3 Solutions. Reproduction in part or in whole is Prohibited without written approval. Unless specified otherwise, dimensions are in millimetres & drawings are not to scale.

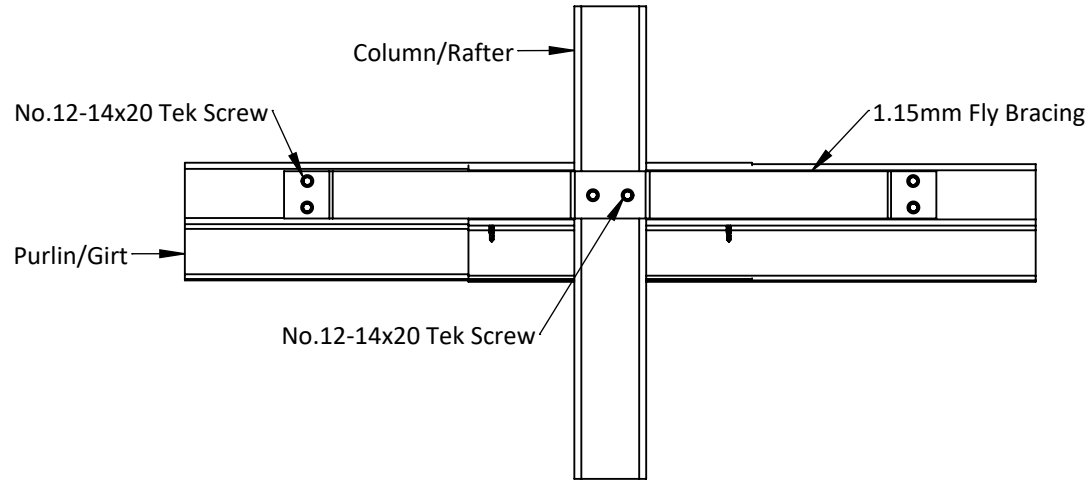
Powered by [dm3Solutions.com](https://dm3solutions.com)

ISSUE: 1	SIZE: A4	SCALE: NTS	DRAWING NUMBER 25 of 45
-------------	-------------	---------------	----------------------------

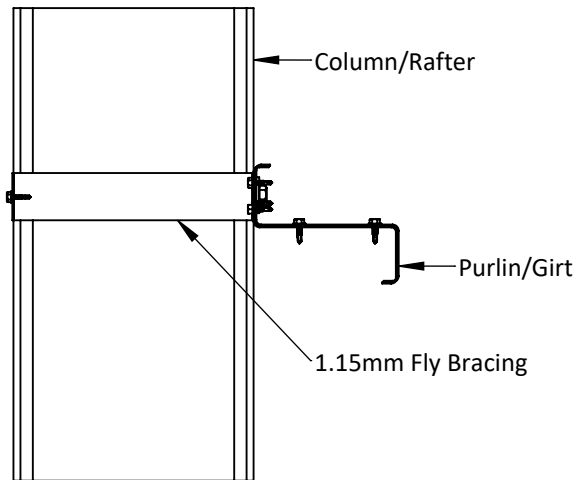
« Detail GD4.17: Fly Bracing Connection Detail



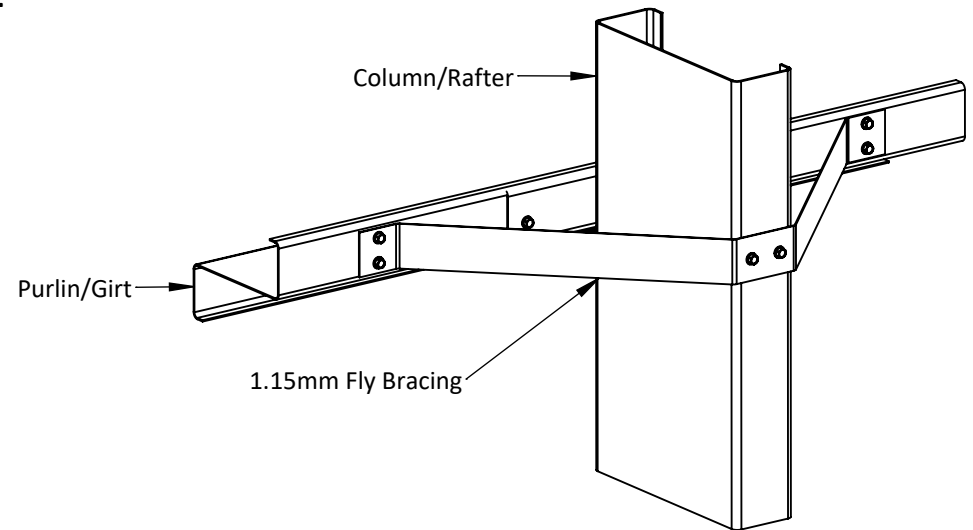
Scan for Video



ELEVATION 2



ELEVATION 1



ISOMETRIC



**PROFESSIONAL
CHOICE**
SHEDS AND CARPORTS

PROJECT:
8815 x 12202 x 3200 Region B1 Gable Shed Example

CLIENT:
Example Shed Owner

ADDRESS:
14 Gable Shed Street, Shedville QLD 4444

PROJECT NUMBER:
9999

DRAWN BY:
dm3 Solutions

DRAWN DATE:
2022-06-10

© 2022 dm3 Solutions. The Information contained herein is Proprietary, Confidential and the Sole Property of dm3 Solutions. Reproduction in part or in whole is Prohibited without written approval. Unless specified otherwise, dimensions are in millimetres & drawings are not to scale.

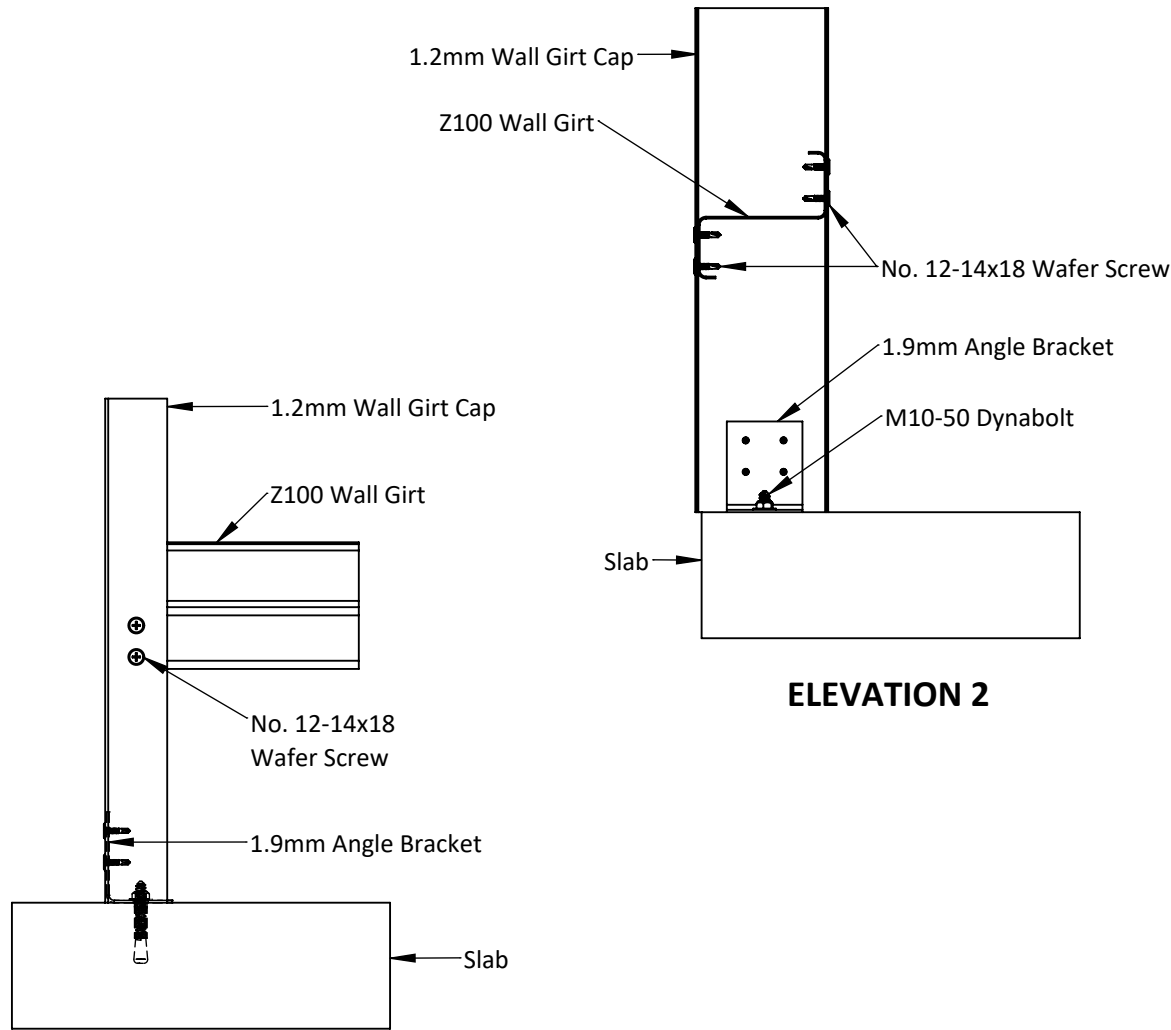
Powered by [dm3Solutions.com](https://dm3solutions.com)

ISSUE: 1	SIZE: A4	SCALE: NTS	DRAWING NUMBER 26 of 45
-------------	-------------	---------------	----------------------------

« Detail GD4.20: PA Door Jamb to Slab Connection Detail

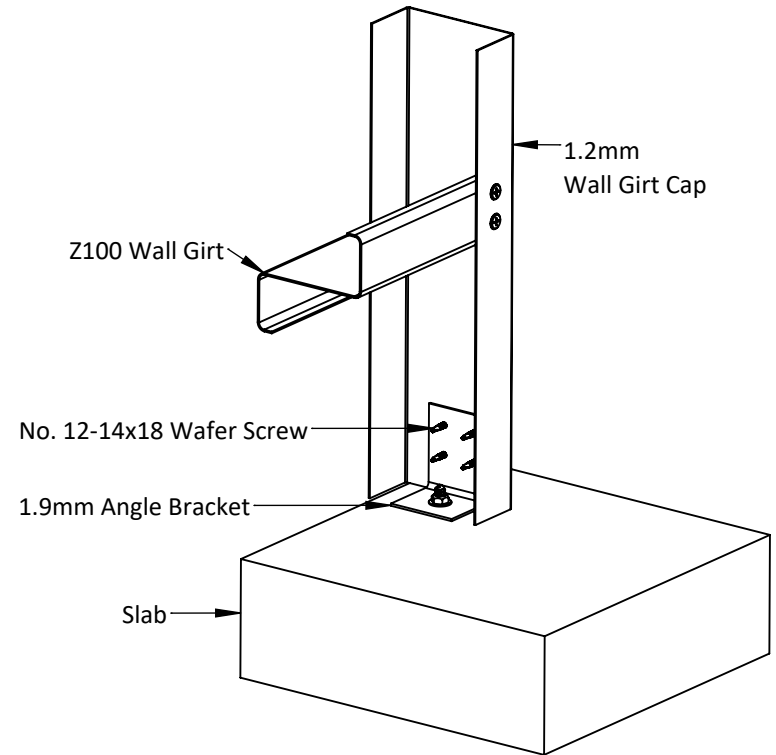


Scan for Video



ELEVATION 1

ELEVATION 2



ISOMETRIC



**PROFESSIONAL
CHOICE**
SHEDS AND CARPORTS

PROJECT:
8815 x 12202 x 3200 Region B1 Gable Shed Example

CLIENT:
Example Shed Owner

ADDRESS:
14 Gable Shed Street, Shedville QLD 4444

PROJECT NUMBER:
9999

DRAWN BY:
dm3 Solutions

DRAWN DATE:
2022-06-10

© 2022 dm3 Solutions. The Information contained herein is Proprietary, Confidential and the Sole Property of dm3 Solutions. Reproduction in part or in whole is Prohibited without written approval. Unless specified otherwise, dimensions are in millimetres & drawings are not to scale.

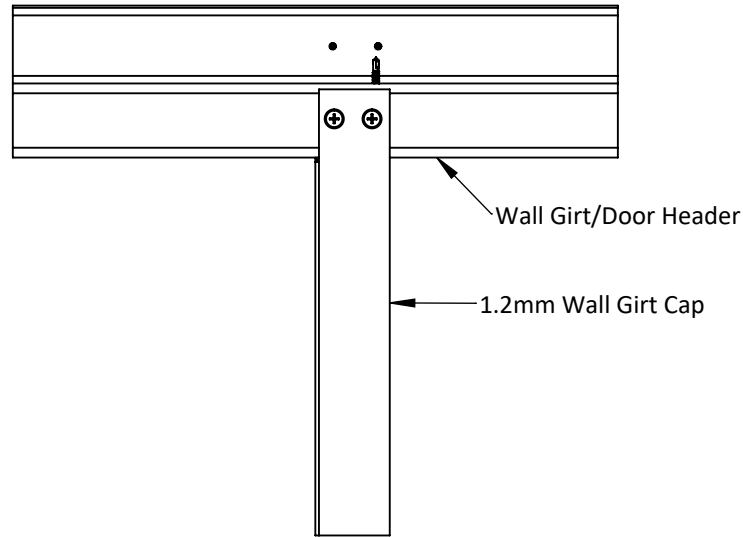
Powered by [dm3Solutions.com](https://dm3solutions.com)

ISSUE: 1	SIZE: A4	SCALE: NTS	DRAWING NUMBER: 27 of 45
-------------	-------------	---------------	-----------------------------

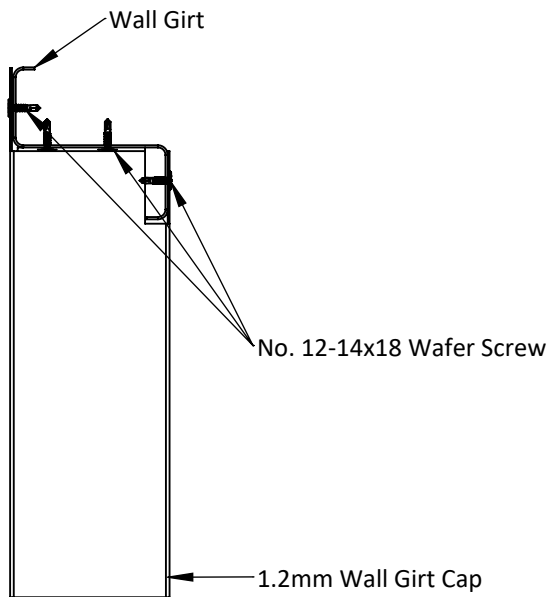
« Detail GD4.21: PA Door Jamb to Girt Connection Detail



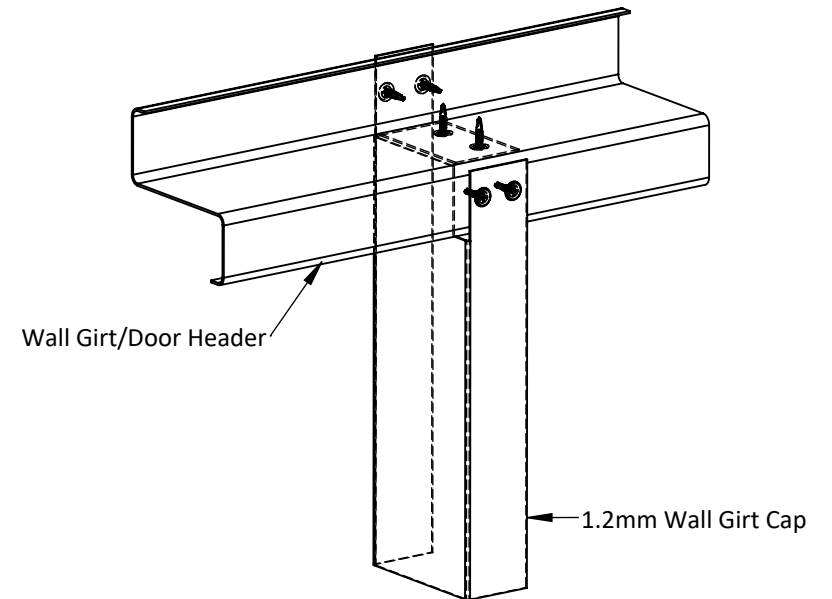
Scan for Video



ELEVATION 1



ELEVATION 2



ISOMETRIC



**PROFESSIONAL
CHOICE**
SHEDS AND CARPORTS

PROJECT:
8815 x 12202 x 3200 Region B1 Gable Shed Example

CLIENT:
Example Shed Owner

ADDRESS:
14 Gable Shed Street, Shedville QLD 4444

PROJECT NUMBER:
9999

DRAWN BY:
dm3 Solutions

DRAWN DATE:
2022-06-10

© 2022 dm3 Solutions. The Information contained herein is Proprietary, Confidential and the Sole Property of dm3 Solutions. Reproduction in part or in whole is Prohibited without written approval. Unless specified otherwise, dimensions are in millimetres & drawings are not to scale.

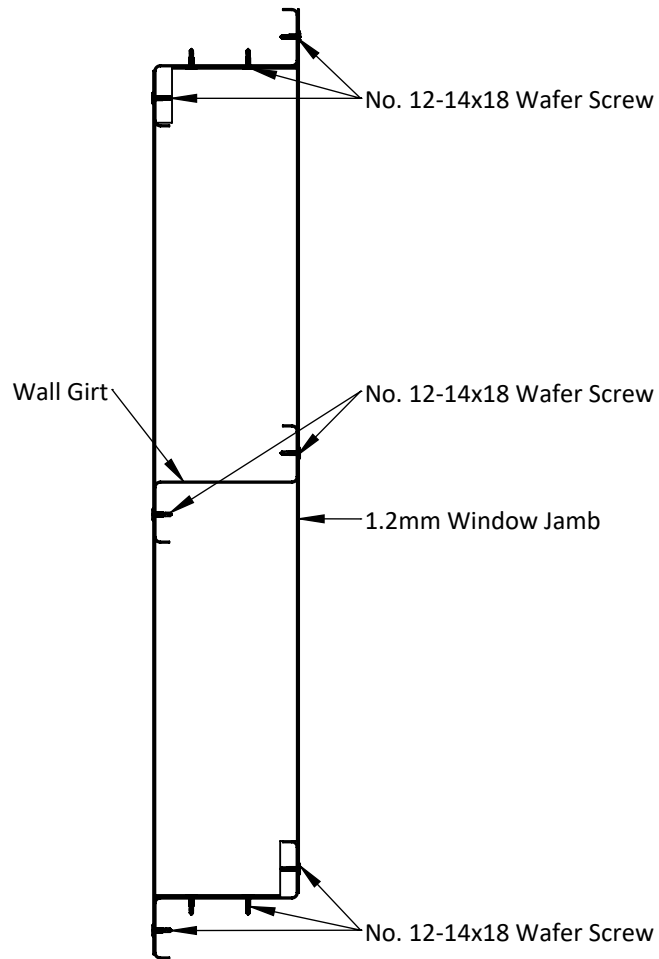
Powered by [dm3Solutions.com](https://dm3solutions.com)

ISSUE: 1	SIZE: A4	SCALE: NTS	DRAWING NUMBER: 28 of 45
-------------	-------------	---------------	-----------------------------

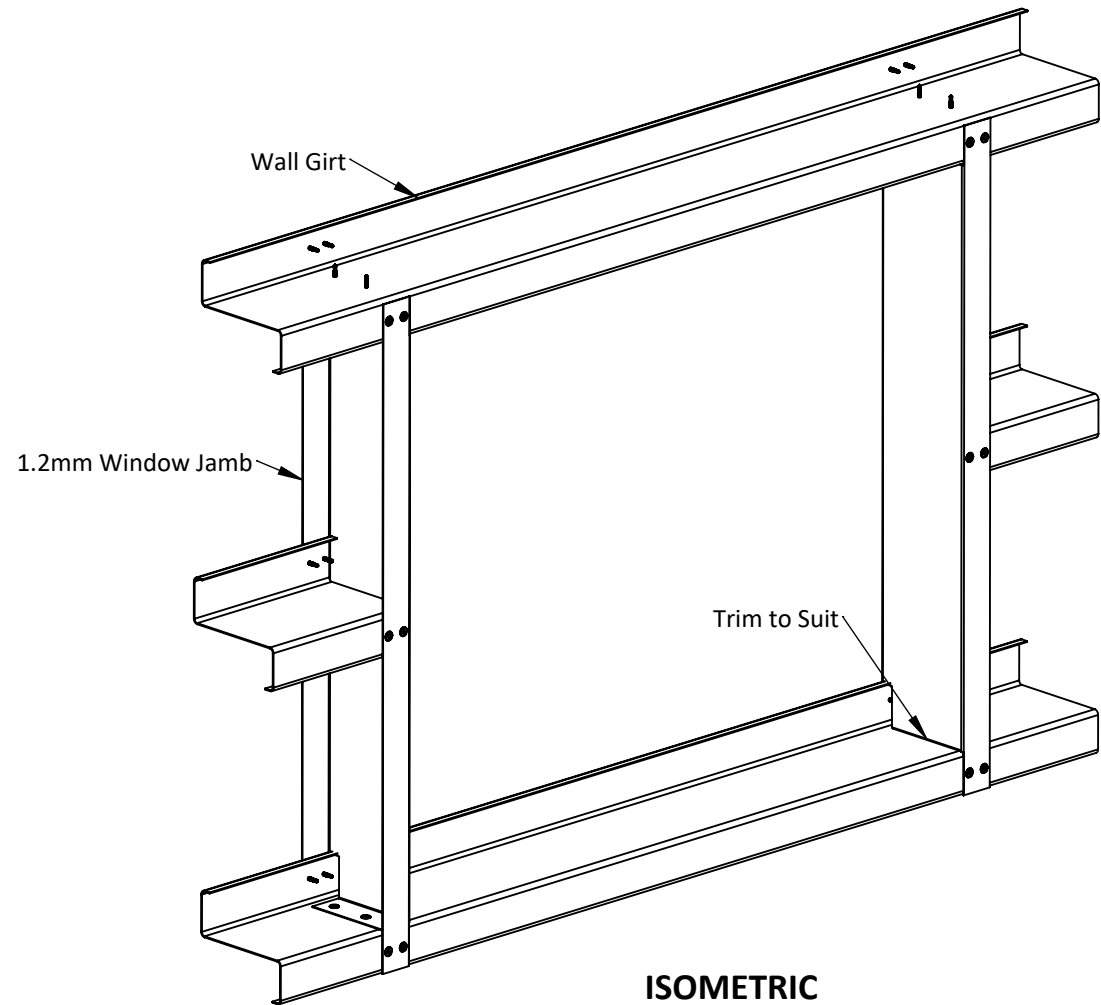
« Detail GD4.24: Window Jamb to Girt Connection Detail



Scan for Video



ELEVATION



ISOMETRIC



**PROFESSIONAL
CHOICE**
SHEDS AND CARPORTS

PROJECT:
8815 x 12202 x 3200 Region B1 Gable Shed Example

CLIENT:
Example Shed Owner

ADDRESS:
14 Gable Shed Street, Shedville QLD 4444

PROJECT NUMBER:
9999

DRAWN BY:
dm3 Solutions

DRAWN DATE:
2022-06-10

© 2022 dm3 Solutions. The Information contained herein is Proprietary, Confidential and the Sole Property of dm3 Solutions. Reproduction in part or in whole is Prohibited without written approval. Unless specified otherwise, dimensions are in millimetres & drawings are not to scale.

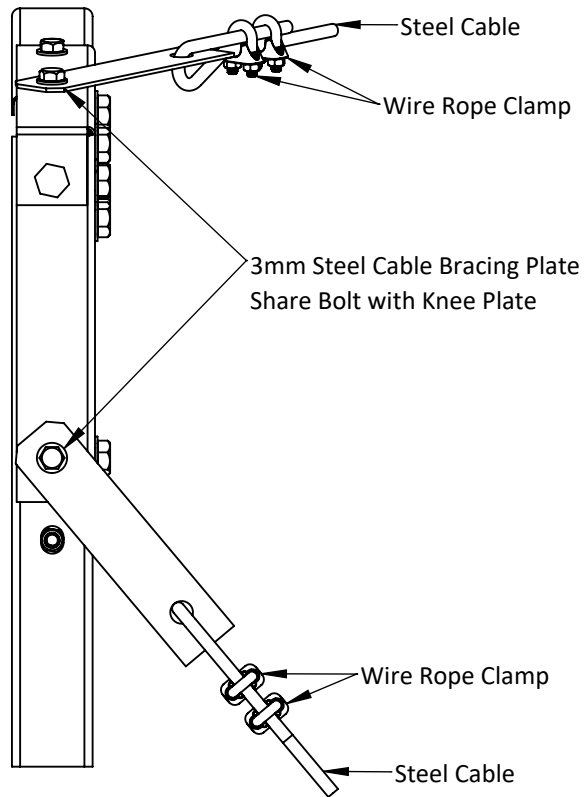
Powered by [dm3Solutions.com](https://dm3solutions.com)

ISSUE: 1	SIZE: A4	SCALE: NTS	DRAWING NUMBER: 29 of 45
-------------	-------------	---------------	-----------------------------

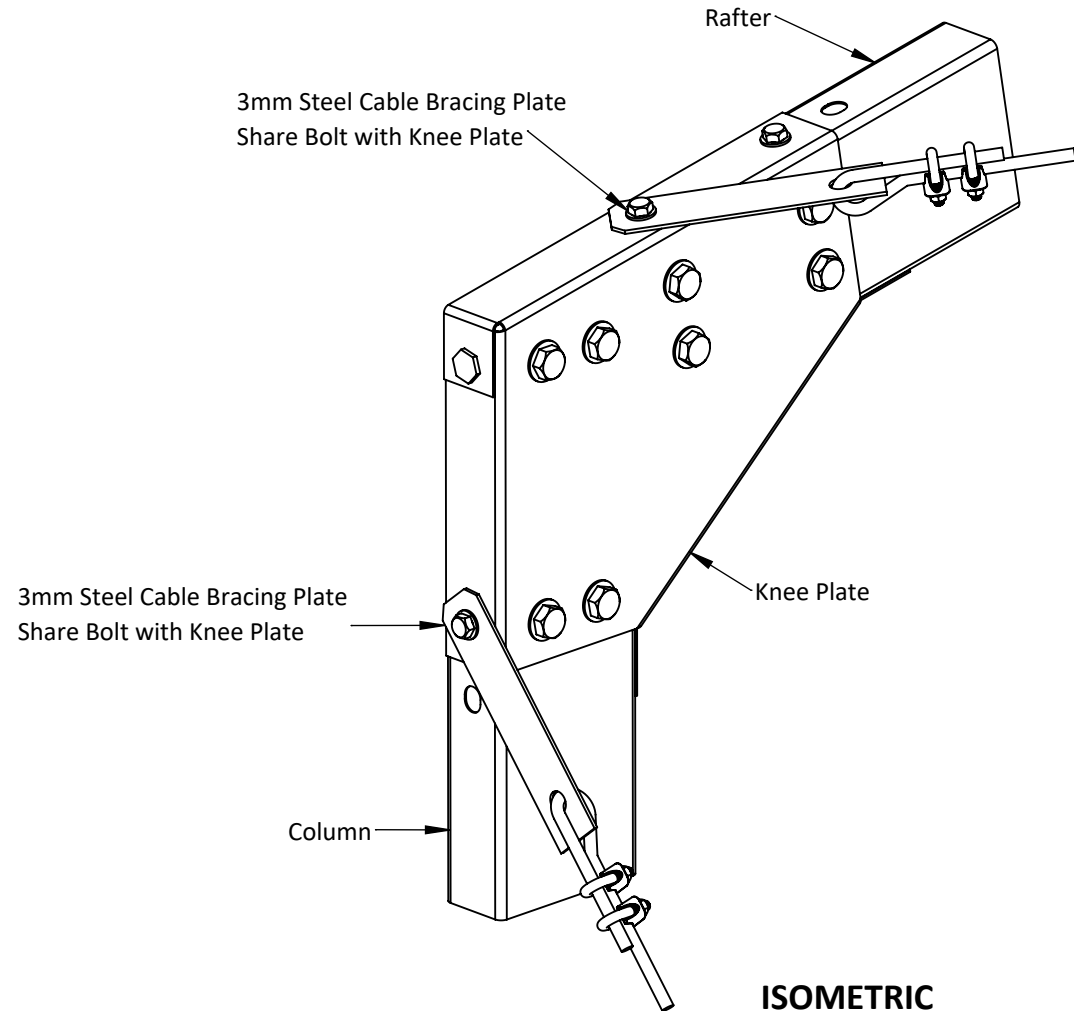
« Detail GD4.25: Cable Bracing Connection Detail



Scan for Video



ELEVATION



ISOMETRIC



PROFESSIONAL CHOICE
SHEDS AND CARPORTS

PROJECT:
8815 x 12202 x 3200 Region B1 Gable Shed Example

CLIENT:
Example Shed Owner

ADDRESS:
14 Gable Shed Street, Shedville QLD 4444

PROJECT NUMBER:
9999

DRAWN BY:
dm3 Solutions

DRAWN DATE:
2022-06-10

© 2022 dm3 Solutions. The Information contained herein is Proprietary, Confidential and the Sole Property of dm3 Solutions. Reproduction in part or in whole is Prohibited without written approval. Unless specified otherwise, dimensions are in millimetres & drawings are not to scale.

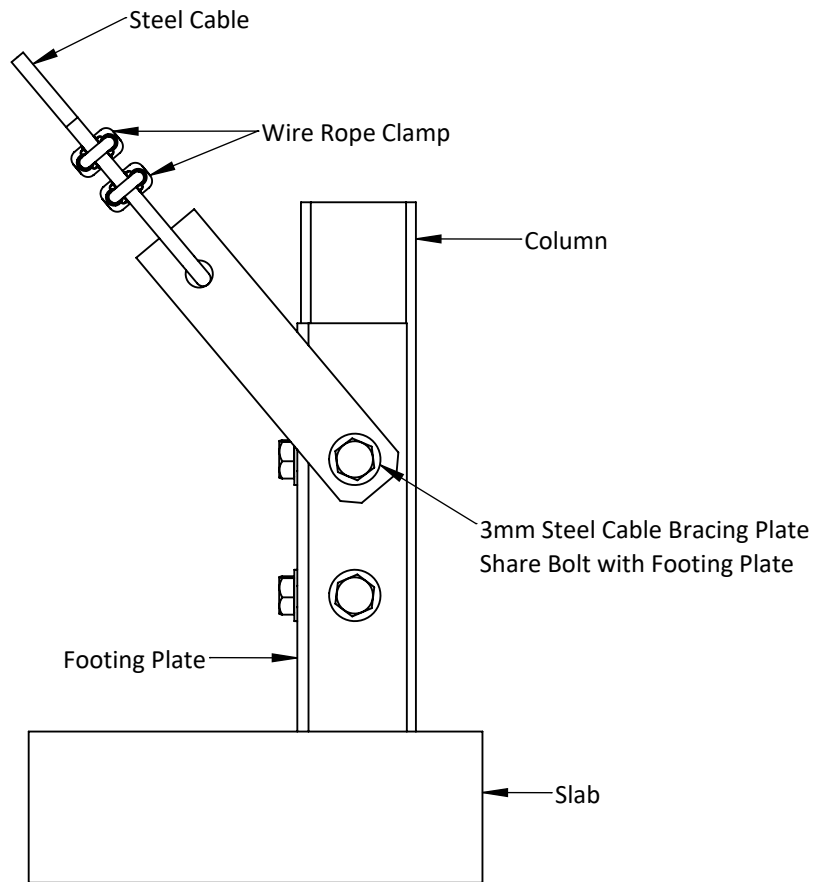
Powered by [dm3Solutions.com](https://dm3solutions.com)

ISSUE: 1	SIZE: A4	SCALE: NTS	DRAWING NUMBER: 30 of 45
-------------	-------------	---------------	-----------------------------

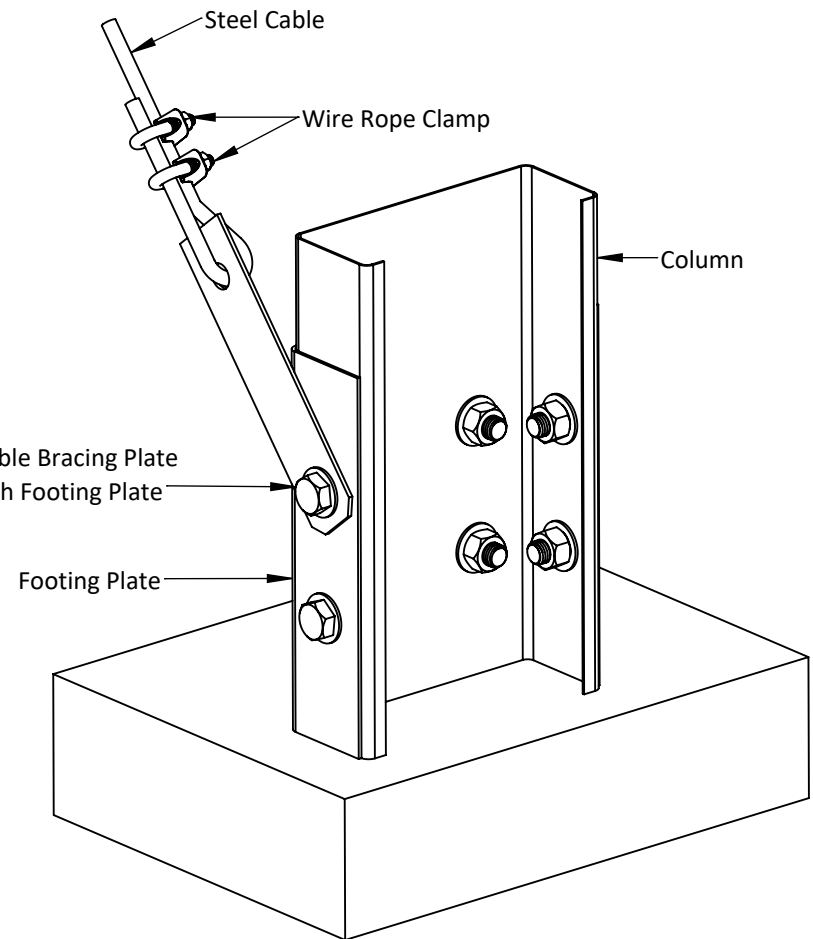
« Detail GD4.26: Cable Bracing Connection Detail



Scan for Video



ELEVATION



ISOMETRIC



**PROFESSIONAL
CHOICE**
SHEDS AND CARPORTS

PROJECT:
8815 x 12202 x 3200 Region B1 Gable Shed Example

CLIENT:
Example Shed Owner

ADDRESS:
14 Gable Shed Street, Shedville QLD 4444

PROJECT NUMBER:
9999

DRAWN BY:
dm3 Solutions

DRAWN DATE:
2022-06-10

© 2022 dm3 Solutions. The Information contained herein is Proprietary, Confidential and the Sole Property of dm3 Solutions. Reproduction in part or in whole is Prohibited without written approval. Unless specified otherwise, dimensions are in millimetres & drawings are not to scale.

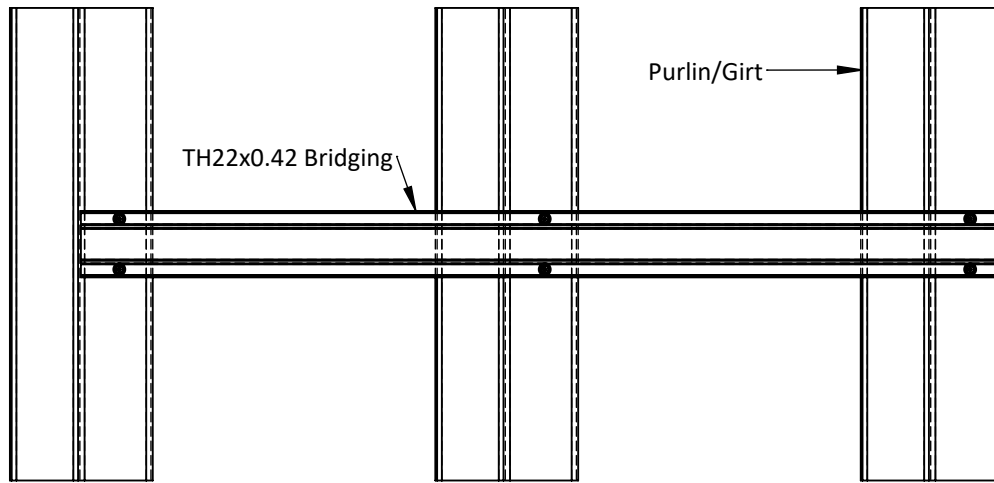
Powered by [dm3Solutions.com](https://dm3solutions.com)

ISSUE: 1	SIZE: A4	SCALE: NTS	DRAWING NUMBER 31 of 45
-------------	-------------	---------------	----------------------------

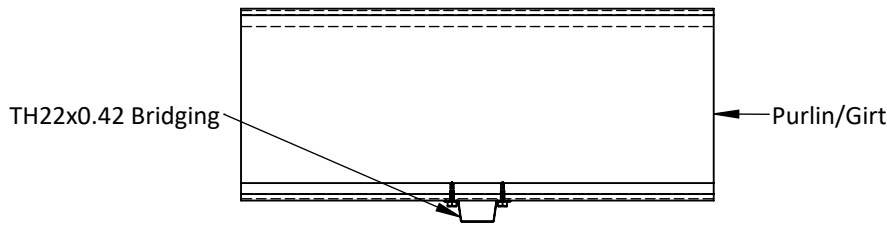
« Detail GD4.27: Bridging Connection Detail



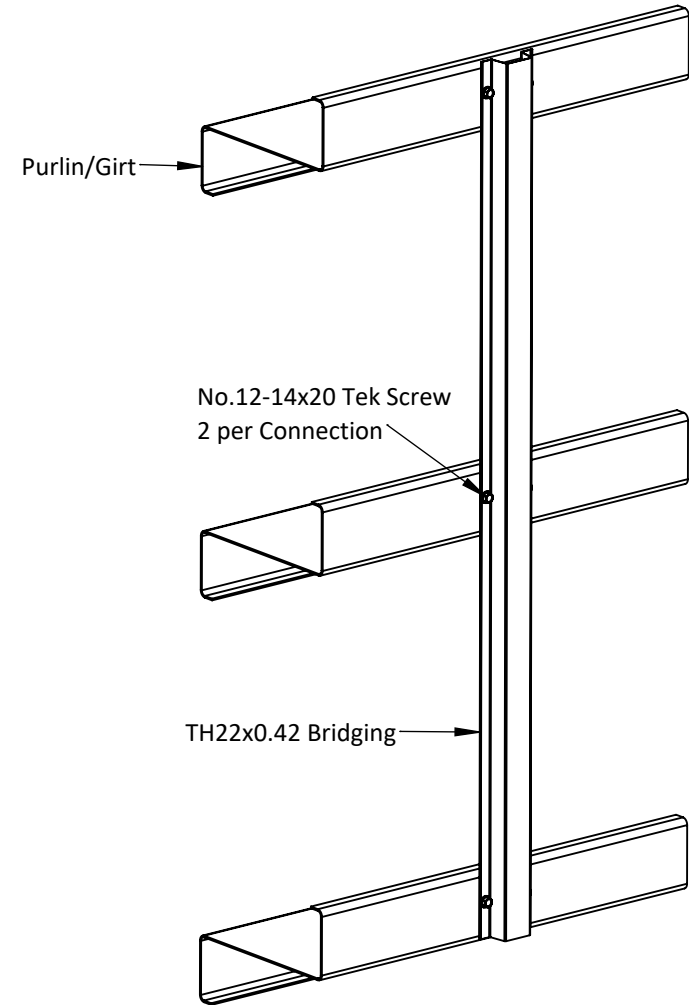
Scan for Video



PLAN



ELEVATION



ISOMETRIC



**PROFESSIONAL
CHOICE**
SHEDS AND CARPORTS

PROJECT:
8815 x 12202 x 3200 Region B1 Gable Shed Example

CLIENT:
Example Shed Owner

ADDRESS:
14 Gable Shed Street, Shedville QLD 4444

PROJECT NUMBER:
9999

DRAWN BY:
dm3 Solutions

DRAWN DATE:
2022-06-10

© 2022 dm3 Solutions. The Information contained herein is Proprietary, Confidential and the Sole Property of dm3 Solutions. Reproduction in part or in whole is Prohibited without written approval. Unless specified otherwise, dimensions are in millimetres & drawings are not to scale.

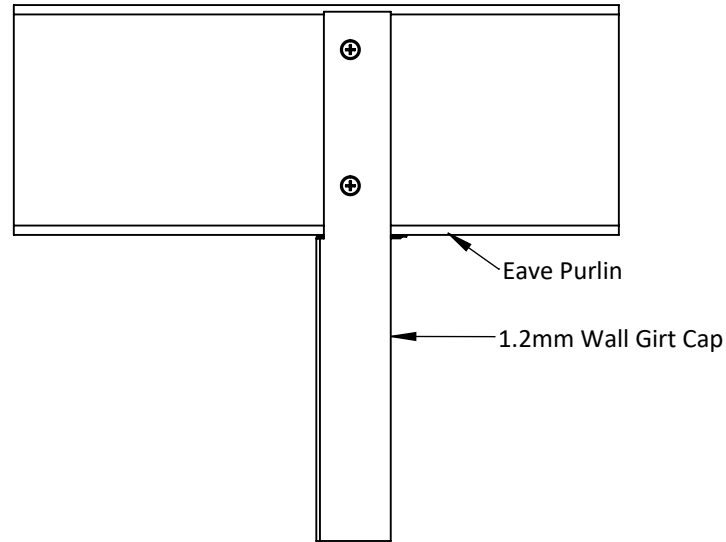
Powered by [dm3Solutions.com](https://dm3solutions.com)

ISSUE: 1	SIZE: A4	SCALE: NTS	DRAWING NUMBER 32 of 45
-------------	-------------	---------------	----------------------------

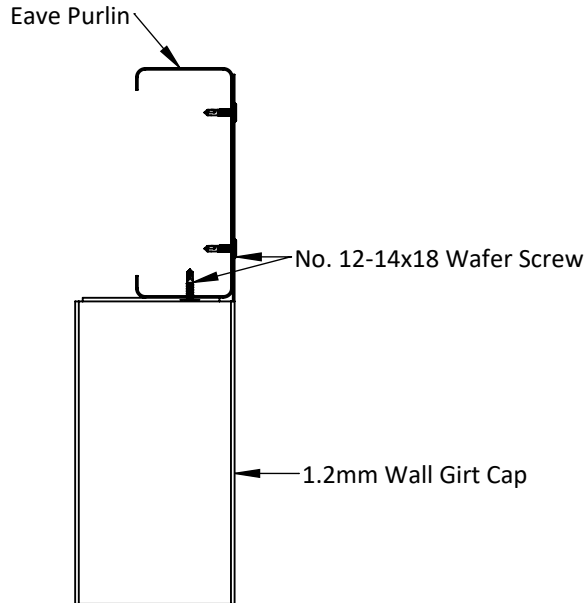
« Detail GD4.37: PA Door Jamb to Eave Purlin Connection Detail



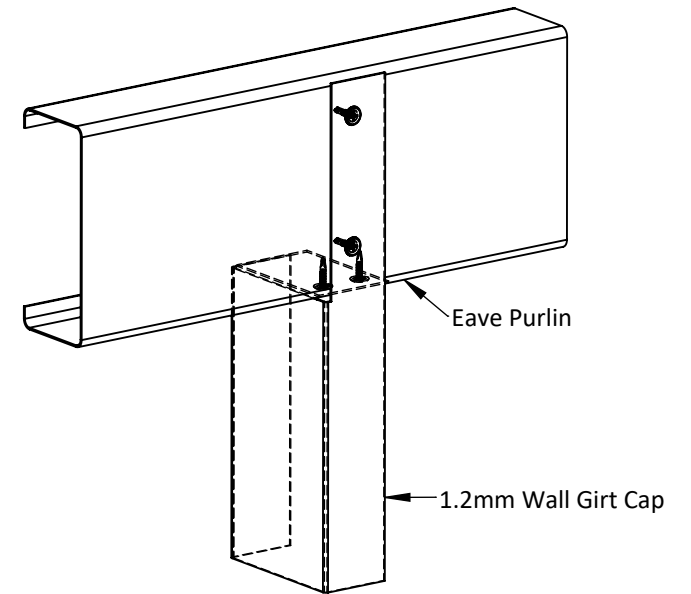
Scan for Video



ELEVATION 1



ELEVATION 2



ISOMETRIC



**PROFESSIONAL
CHOICE**
SHEDS AND CARPORTS

PROJECT:
8815 x 12202 x 3200 Region B1 Gable Shed Example

CLIENT:
Example Shed Owner

ADDRESS:
14 Gable Shed Street, Shedville QLD 4444

PROJECT NUMBER:
9999

DRAWN BY:
dm3 Solutions

DRAWN DATE:
2022-06-10

© 2022 dm3 Solutions. The Information contained herein is Proprietary, Confidential and the Sole Property of dm3 Solutions. Reproduction in part or in whole is Prohibited without written approval. Unless specified otherwise, dimensions are in millimetres & drawings are not to scale.

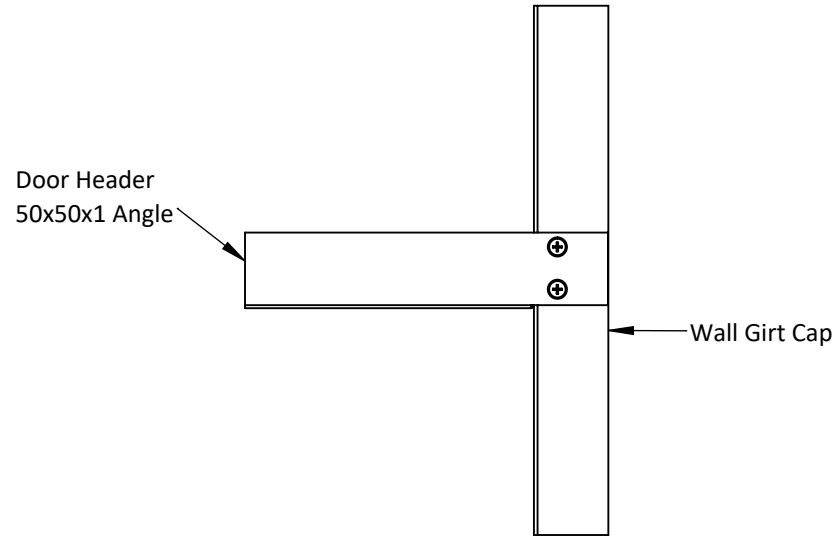
Powered by [dm3Solutions.com](https://dm3solutions.com)

ISSUE: 1	SIZE: A4	SCALE: NTS	DRAWING NUMBER: 33 of 45
-------------	-------------	---------------	-----------------------------

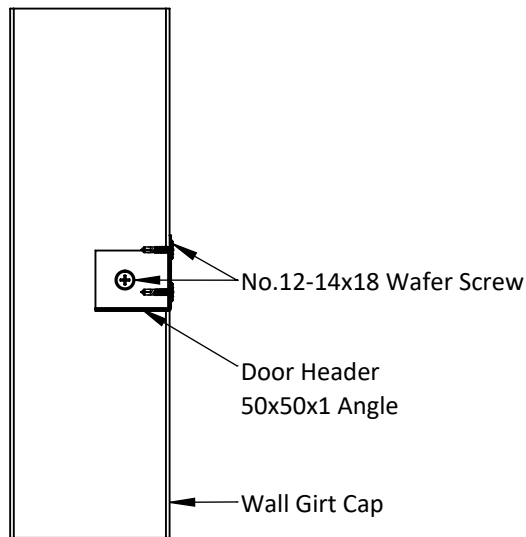
« Detail GD4.38: PA Door Equal Angle to Jamb Connection Detail



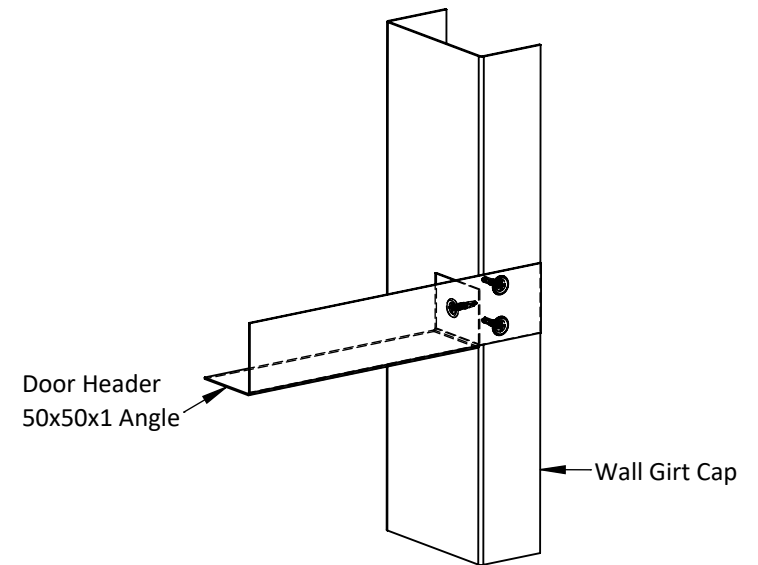
Scan for Video



ELEVATION 1



ELEVATION 2



ISOMETRIC



**PROFESSIONAL
CHOICE**
SHEDS AND CARPORTS

PROJECT:
8815 x 12202 x 3200 Region B1 Gable Shed Example

CLIENT:
Example Shed Owner

ADDRESS:
14 Gable Shed Street, Shedville QLD 4444

PROJECT NUMBER:
9999

DRAWN BY:
dm3 Solutions

DRAWN DATE:
2022-06-10

© 2022 dm3 Solutions. The Information contained herein is Proprietary, Confidential and the Sole Property of dm3 Solutions. Reproduction in part or in whole is Prohibited without written approval. Unless specified otherwise, dimensions are in millimetres & drawings are not to scale.

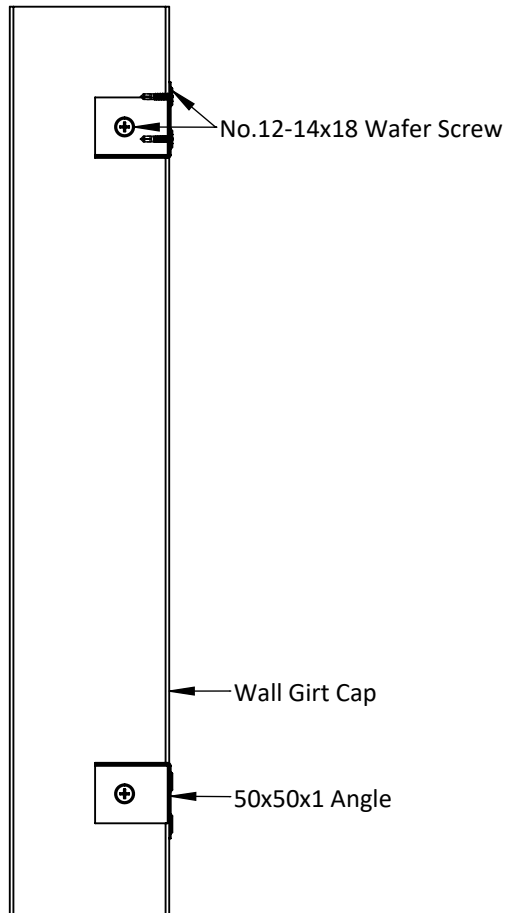
Powered by [dm3Solutions.com](https://dm3solutions.com)

ISSUE:	SIZE:	SCALE:	DRAWING NUMBER
1	A4	NTS	34 of 45

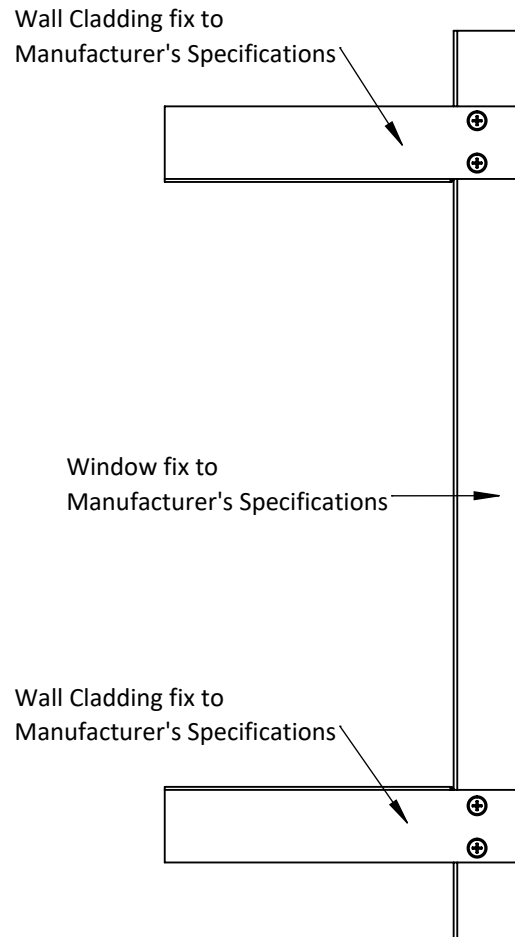
« Detail GD4.39: Window Equal Angle to Jamb Connection Detail



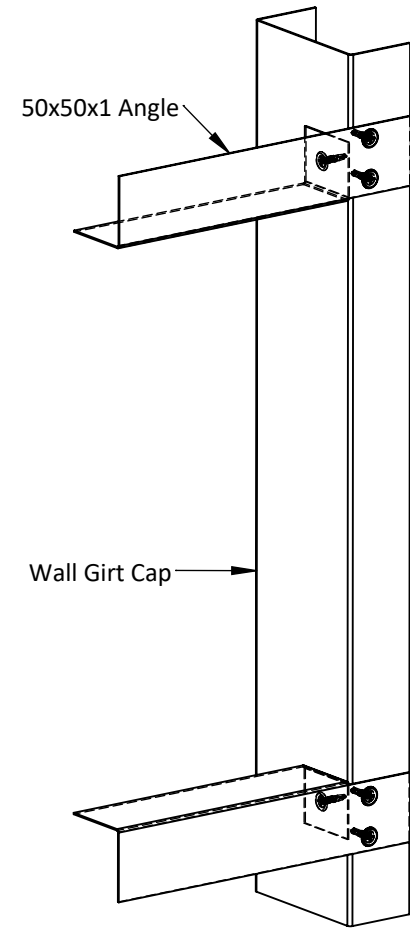
Scan for Video



ELEVATION 2



ELEVATION 1



ISOMETRIC



**PROFESSIONAL
CHOICE**
SHEDS AND CARPORTS

PROJECT:
8815 x 12202 x 3200 Region B1 Gable Shed Example

CLIENT:
Example Shed Owner

ADDRESS:
14 Gable Shed Street, Shedville QLD 4444

PROJECT NUMBER:
9999

DRAWN BY:
dm3 Solutions

DRAWN DATE:
2022-06-10

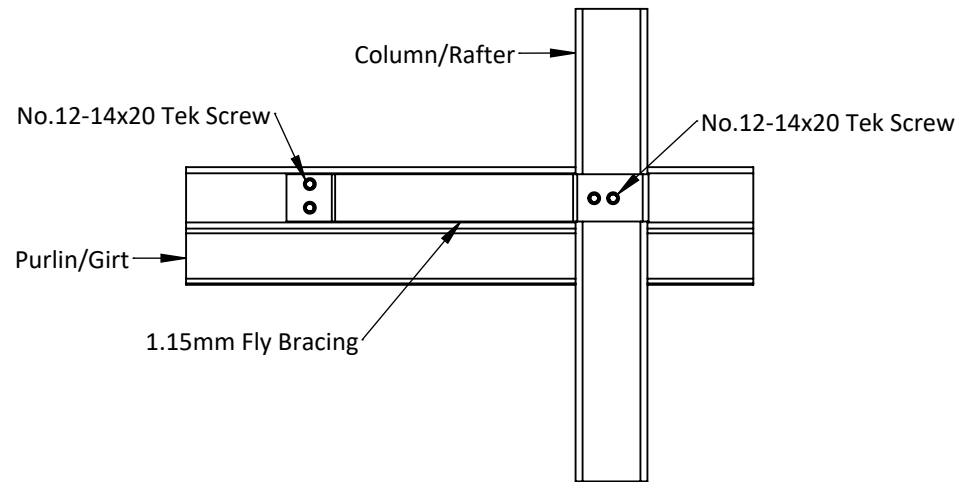
© 2022 dm3 Solutions. The Information contained herein is Proprietary, Confidential and the Sole Property of dm3 Solutions. Reproduction in part or in whole is Prohibited without written approval. Unless specified otherwise, dimensions are in millimetres & drawings are not to scale.

Powered by [dm3Solutions.com](https://www.dm3solutions.com)

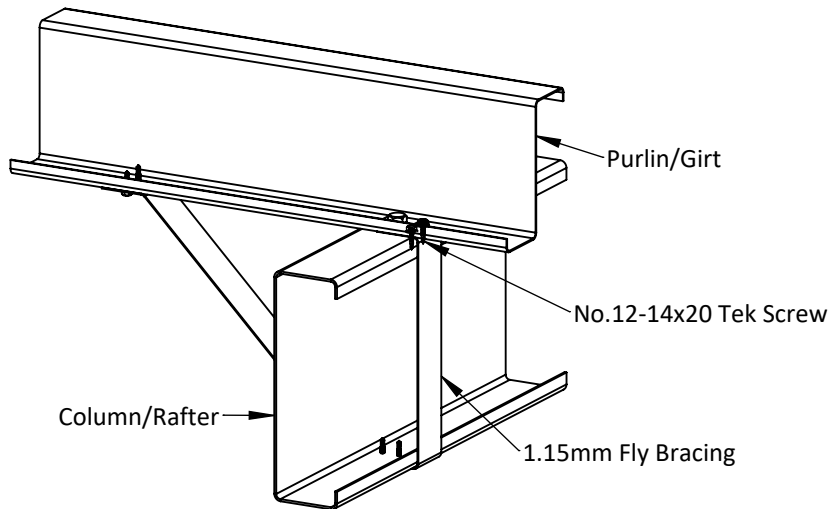
ISSUE: 1	SIZE: A4	SCALE: NTS	DRAWING NUMBER 35 of 45
-------------	-------------	---------------	----------------------------



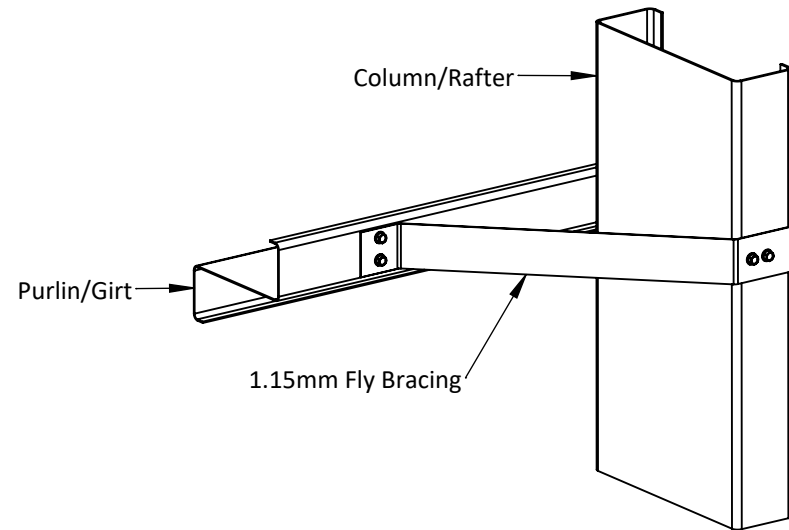
Scan for Video



ELEVATION



ISOMETRIC 2



ISOMETRIC 1



**PROFESSIONAL
CHOICE**
SHEDS AND CARPORTS

PROJECT:
8815 x 12202 x 3200 Region B1 Gable Shed Example

CLIENT:
Example Shed Owner

ADDRESS:
14 Gable Shed Street, Shedville QLD 4444

PROJECT NUMBER:
9999

DRAWN BY:
dm3 Solutions

DRAWN DATE:
2022-06-10

© 2022 dm3 Solutions. The Information contained herein is Proprietary, Confidential and the Sole Property of dm3 Solutions. Reproduction in part or in whole is Prohibited without written approval. Unless specified otherwise, dimensions are in millimetres & drawings are not to scale.

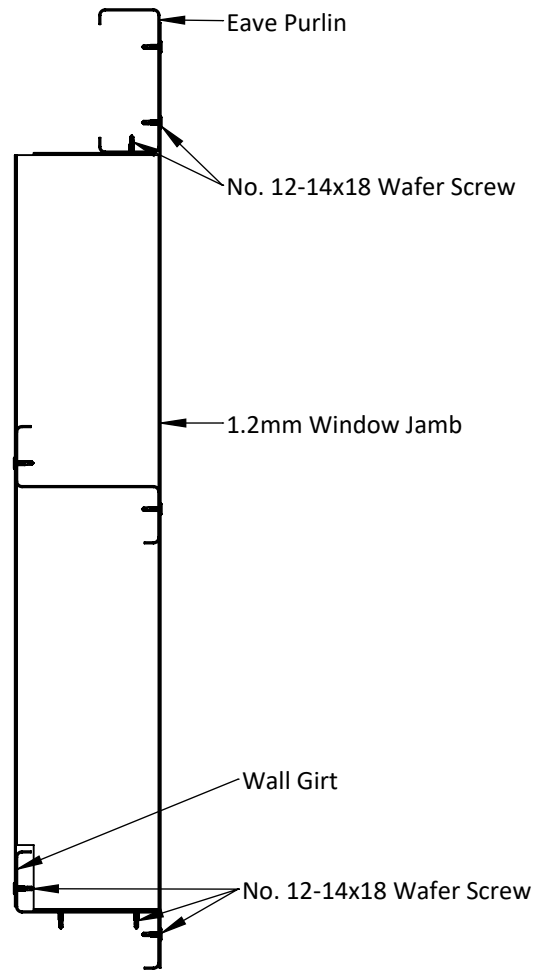
Powered by [dm3Solutions.com](https://dm3solutions.com)

ISSUE: 1	SIZE: A4	SCALE: NTS	DRAWING NUMBER: 36 of 45
-------------	-------------	---------------	-----------------------------

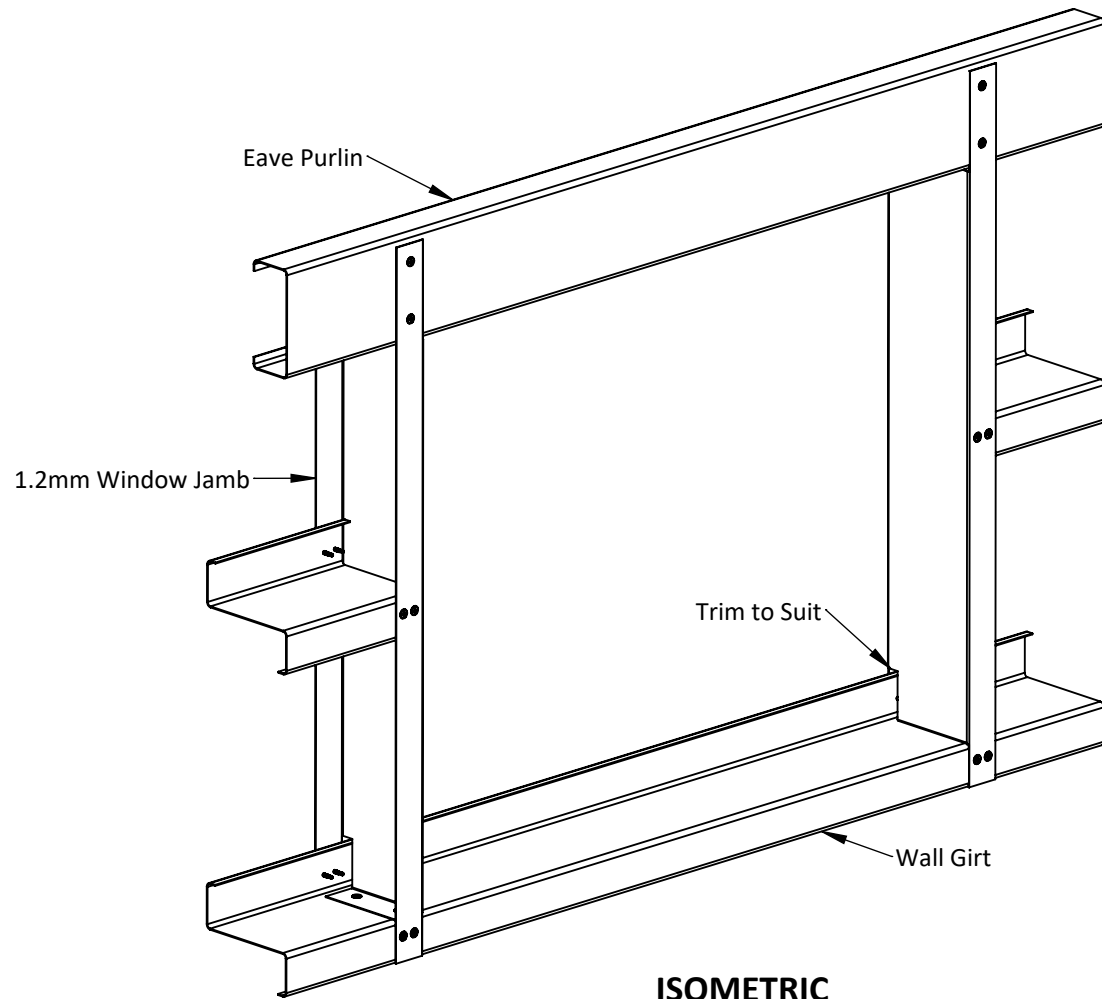
« Detail GD4.43: Window Jamb to Eave Purlin & Girt Connection Detail



Scan for Video



ELEVATION



ISOMETRIC



**PROFESSIONAL
CHOICE**
SHEDS AND CARPORTS

PROJECT:
8815 x 12202 x 3200 Region B1 Gable Shed Example

CLIENT:
Example Shed Owner

ADDRESS:
14 Gable Shed Street, Shedville QLD 4444

PROJECT NUMBER:
9999

DRAWN BY:
dm3 Solutions

DRAWN DATE:
2022-06-10

© 2022 dm3 Solutions. The Information contained herein is Proprietary, Confidential and the Sole Property of dm3 Solutions. Reproduction in part or in whole is Prohibited without written approval. Unless specified otherwise, dimensions are in millimetres & drawings are not to scale.

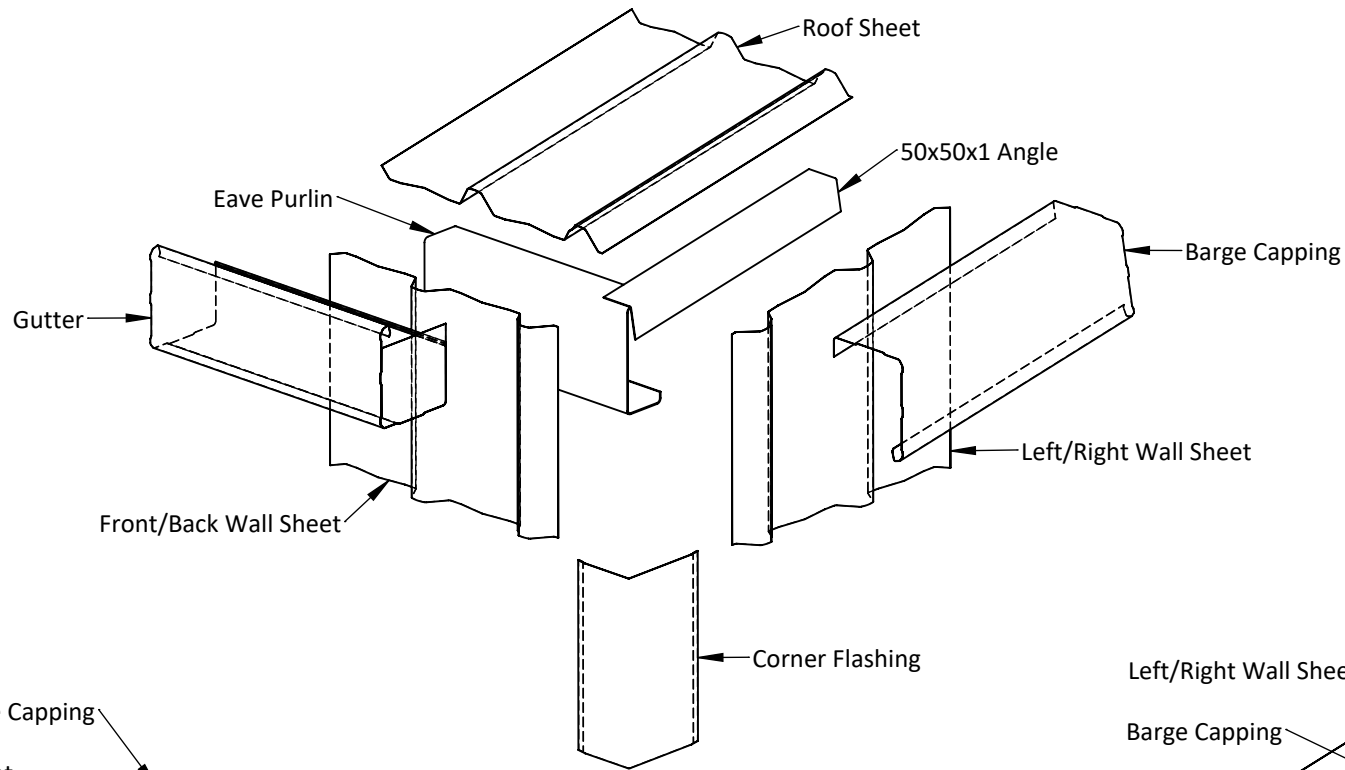
Powered by [dm3Solutions.com](https://dm3solutions.com)

ISSUE:	SIZE:	SCALE:	DRAWING NUMBER
1	A4	NTS	37 of 45

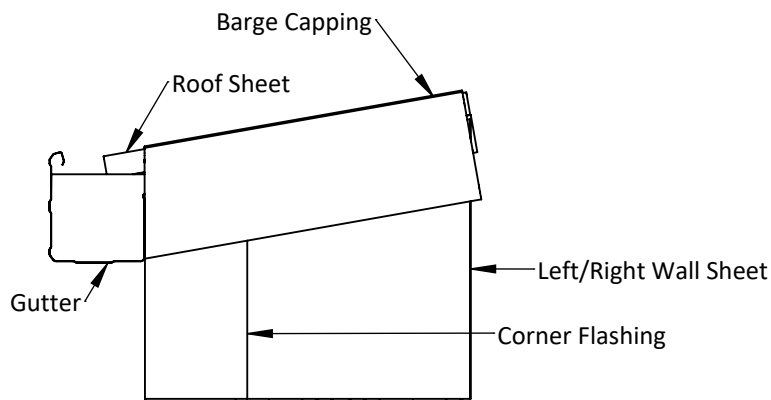
« Detail GD5.1.1: Cladding Connection Detail



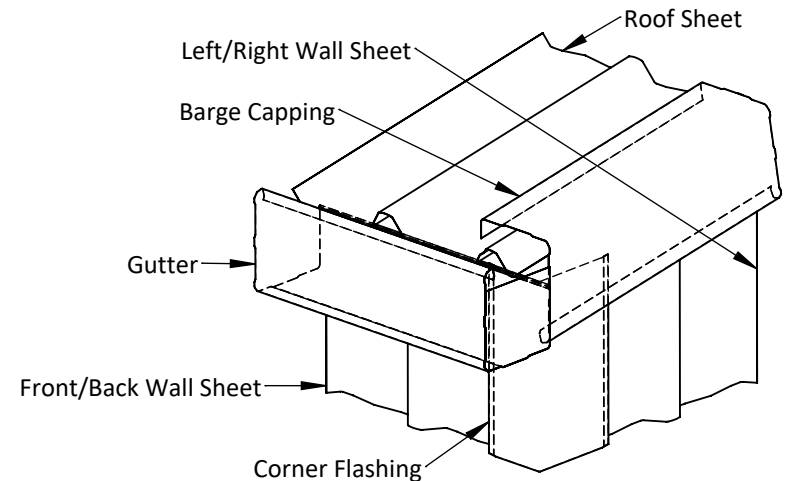
Scan for Video



EXPLODED VIEW



ELEVATION



ISOMETRIC



**PROFESSIONAL
CHOICE**
SHEDS AND CARPORTS

PROJECT:
8815 x 12202 x 3200 Region B1 Gable Shed Example

CLIENT:
Example Shed Owner

ADDRESS:
14 Gable Shed Street, Shedville QLD 4444

PROJECT NUMBER:
9999

DRAWN BY:
dm3 Solutions

DRAWN DATE:
2022-06-10

© 2022 dm3 Solutions. The Information contained herein is Proprietary, Confidential and the Sole Property of dm3 Solutions. Reproduction in part or in whole is Prohibited without written approval. Unless specified otherwise, dimensions are in millimetres & drawings are not to scale.

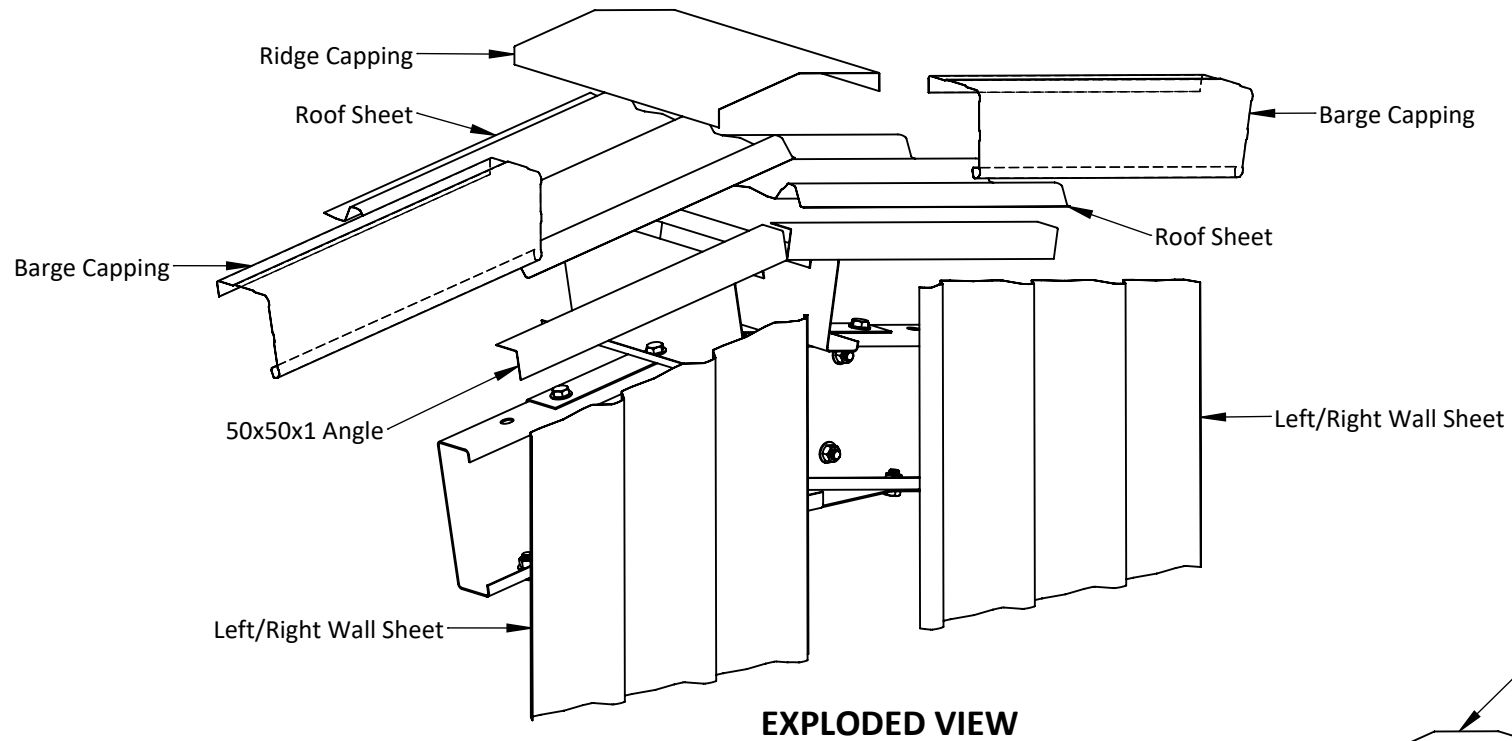
Powered by [dm3Solutions.com](https://dm3solutions.com)

ISSUE: 1	SIZE: A4	SCALE: NTS	DRAWING NUMBER 38 of 45
-------------	-------------	---------------	----------------------------

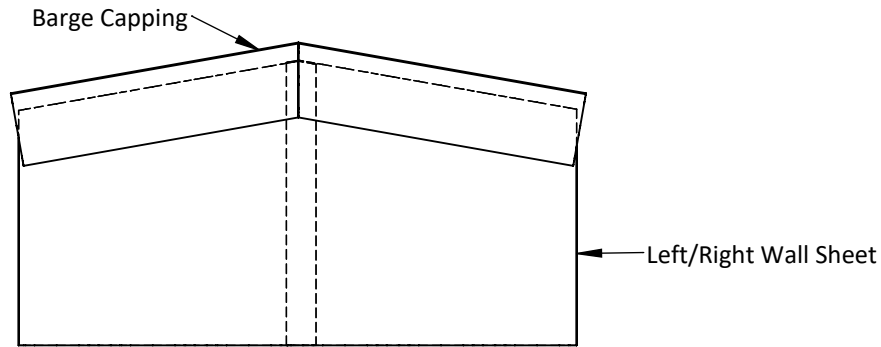
« Detail GD5.6.1: Apex Cladding Connection Detail



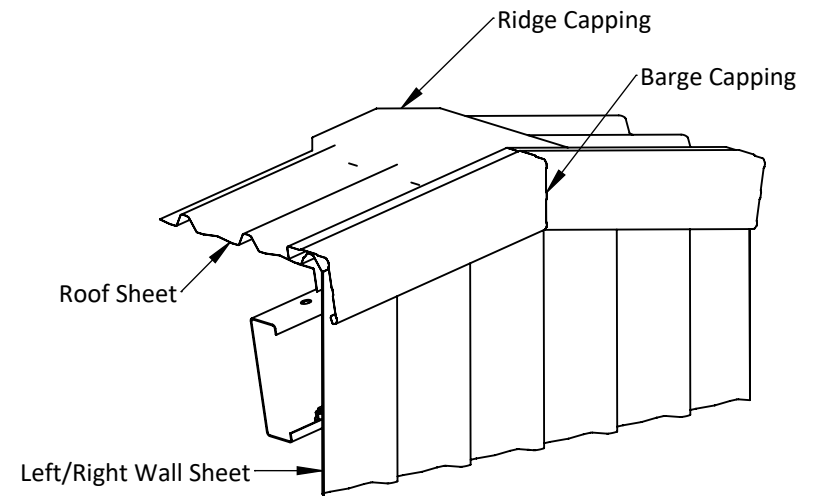
Scan for Video



EXPLODED VIEW



ELEVATION



ISOMETRIC



**PROFESSIONAL
CHOICE**
SHEDS AND CARPORTS

PROJECT:
8815 x 12202 x 3200 Region B1 Gable Shed Example

CLIENT:
Example Shed Owner

ADDRESS:
14 Gable Shed Street, Shedville QLD 4444

PROJECT NUMBER:
9999

DRAWN BY:
dm3 Solutions

DRAWN DATE:
2022-06-10

© 2022 dm3 Solutions. The Information contained herein is Proprietary, Confidential and the Sole Property of dm3 Solutions. Reproduction in part or in whole is Prohibited without written approval. Unless specified otherwise, dimensions are in millimetres & drawings are not to scale.

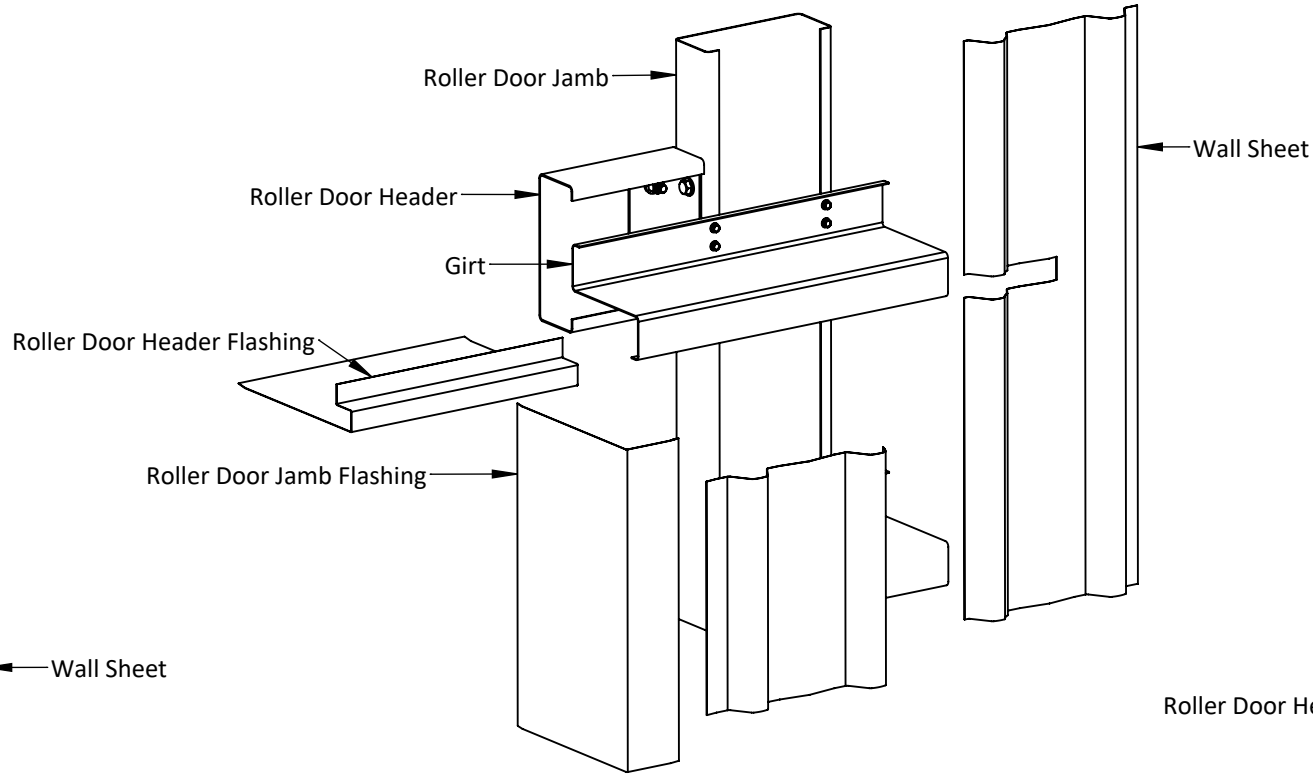
Powered by [dm3Solutions.com](https://dm3solutions.com)

ISSUE: 1	SIZE: A4	SCALE: NTS	DRAWING NUMBER 39 of 45
-------------	-------------	---------------	----------------------------

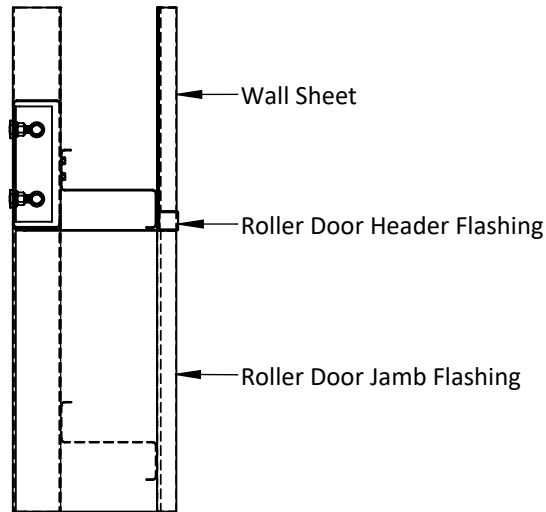
« Detail GD5.20: Roller Door Jamb & Header Connection Detail



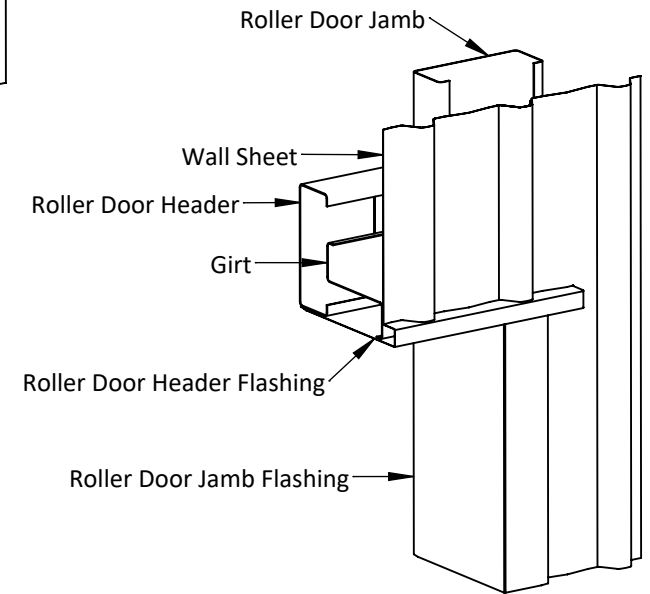
Scan for Video



EXPLODED VIEW



ELEVATION



ISOMETRIC



**PROFESSIONAL
CHOICE**
SHEDS AND CARPORTS

PROJECT:
8815 x 12202 x 3200 Region B1 Gable Shed Example

CLIENT:
Example Shed Owner

ADDRESS:
14 Gable Shed Street, Shedville QLD 4444

PROJECT NUMBER:
9999

DRAWN BY:
dm3 Solutions

DRAWN DATE:
2022-06-10

© 2022 dm3 Solutions. The Information contained herein is Proprietary, Confidential and the Sole Property of dm3 Solutions. Reproduction in part or in whole is Prohibited without written approval. Unless specified otherwise, dimensions are in millimetres & drawings are not to scale.

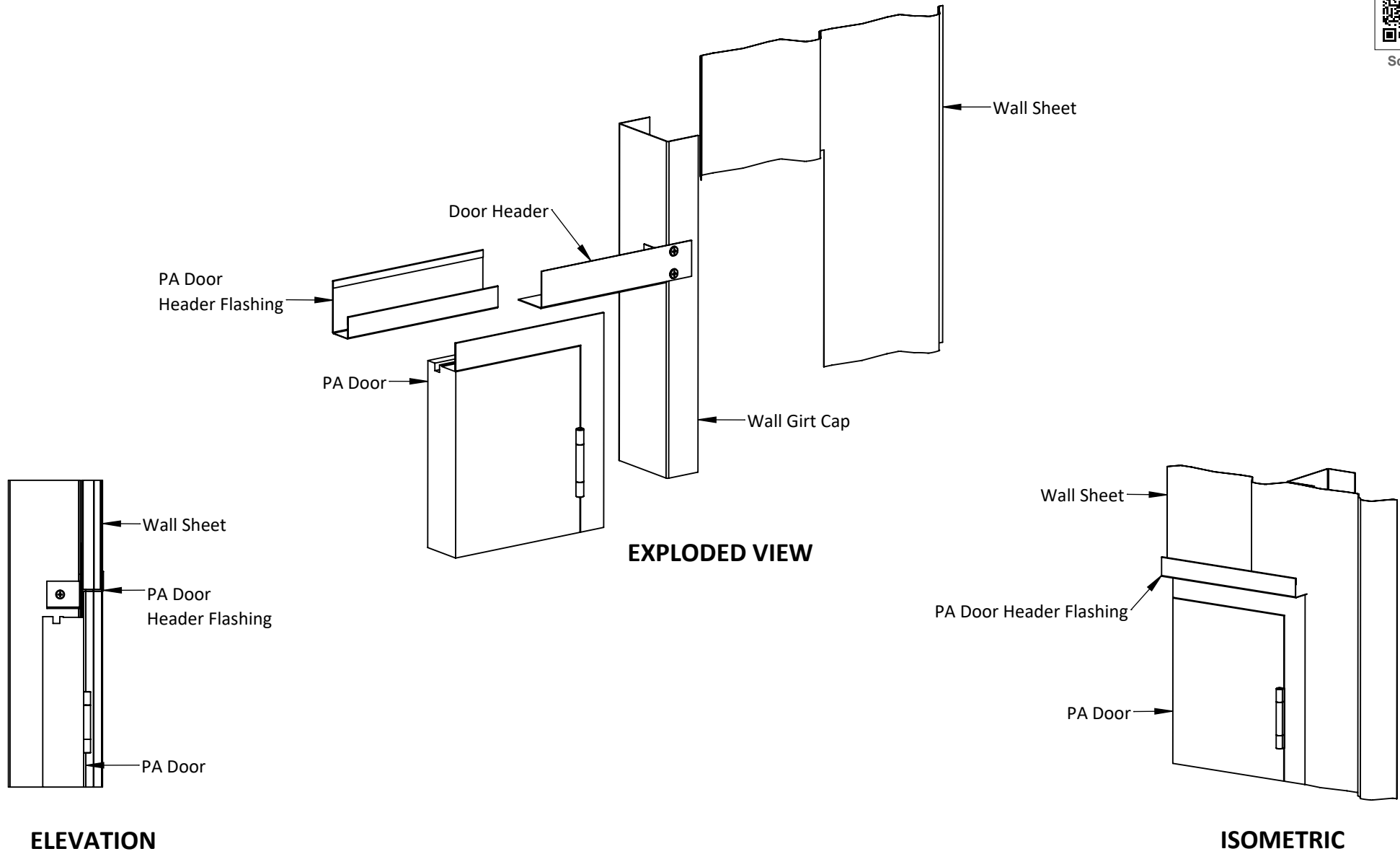
Powered by [dm3Solutions.com](https://dm3solutions.com)

ISSUE: 1	SIZE: A4	SCALE: NTS	DRAWING NUMBER: 40 of 45
-------------	-------------	---------------	-----------------------------

« Detail GD5.29: PA Door Header Connection Detail



Scan for Video



PROFESSIONAL CHOICE
SHEDS AND CARPORTS

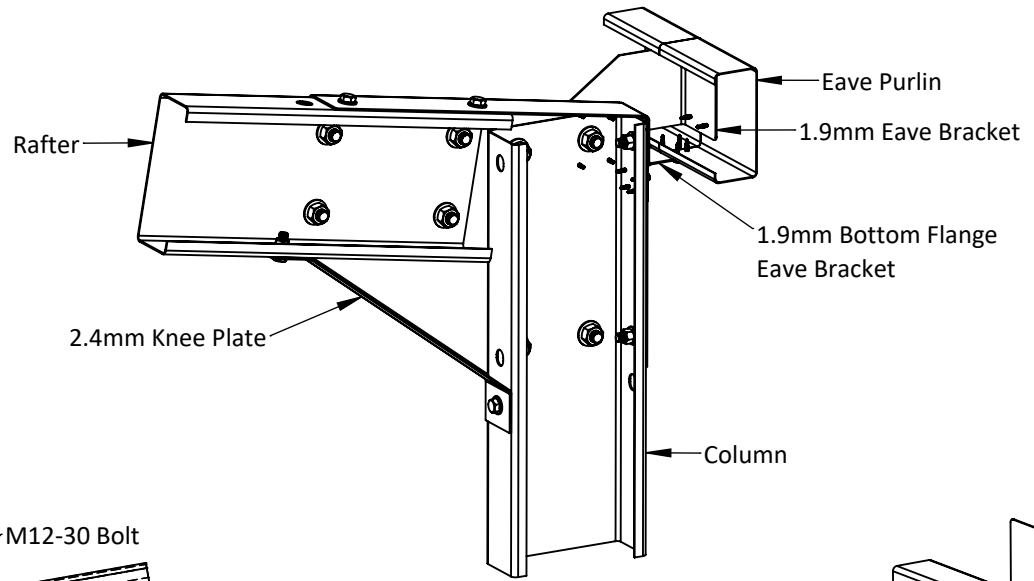
PROJECT: 8815 x 12202 x 3200 Region B1 Gable Shed Example	PROJECT NUMBER: 9999
CLIENT: Example Shed Owner	DRAWN BY: dm3 Solutions
ADDRESS: 14 Gable Shed Street, Shedville QLD 4444	DRAWN DATE: 2022-06-10

© 2022 dm3 Solutions. The Information contained herein is Proprietary, Confidential and the Sole Property of dm3 Solutions. Reproduction in part or in whole is Prohibited without written approval. Unless specified otherwise, dimensions are in millimetres & drawings are not to scale.			
Powered by dm3Solutions.com			
ISSUE: 1	SIZE: A4	SCALE: NTS	DRAWING NUMBER 41 of 45

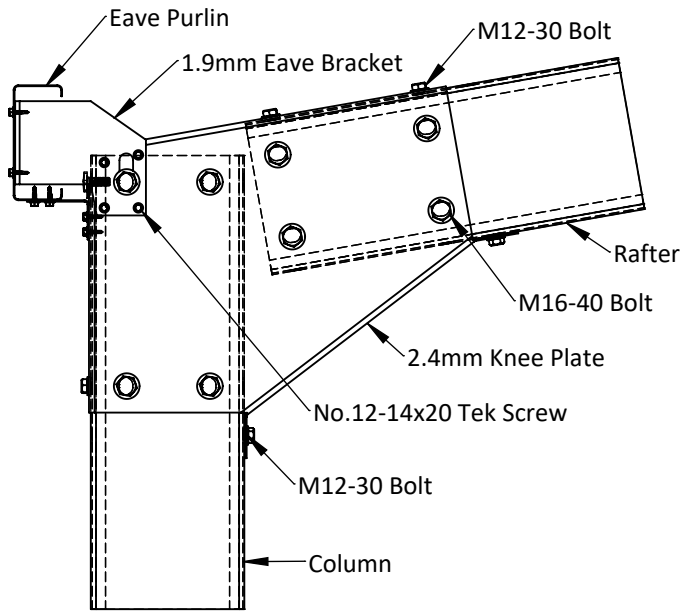
« Detail GS2.3: Knee Plate Connection Detail



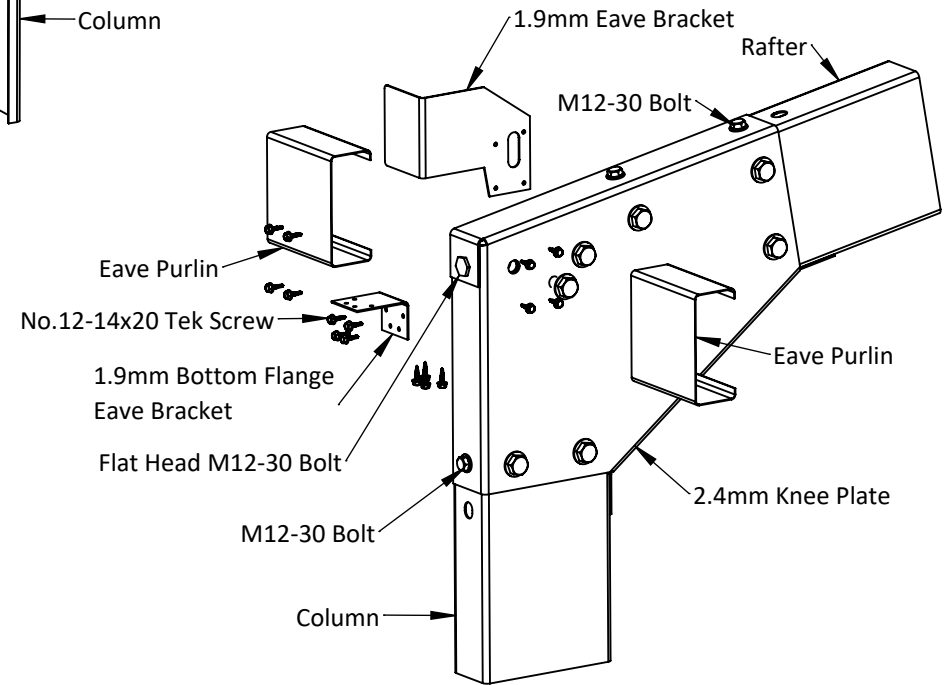
Scan for Video



ISOMETRIC



ELEVATION



EXPLODED VIEW



PROFESSIONAL CHOICE
SHEDS AND CARPORTS

PROJECT:
8815 x 12202 x 3200 Region B1 Gable Shed Example

CLIENT:
Example Shed Owner

ADDRESS:
14 Gable Shed Street, Shedville QLD 4444

PROJECT NUMBER:
9999

DRAWN BY:
dm3 Solutions

DRAWN DATE:
2022-06-10

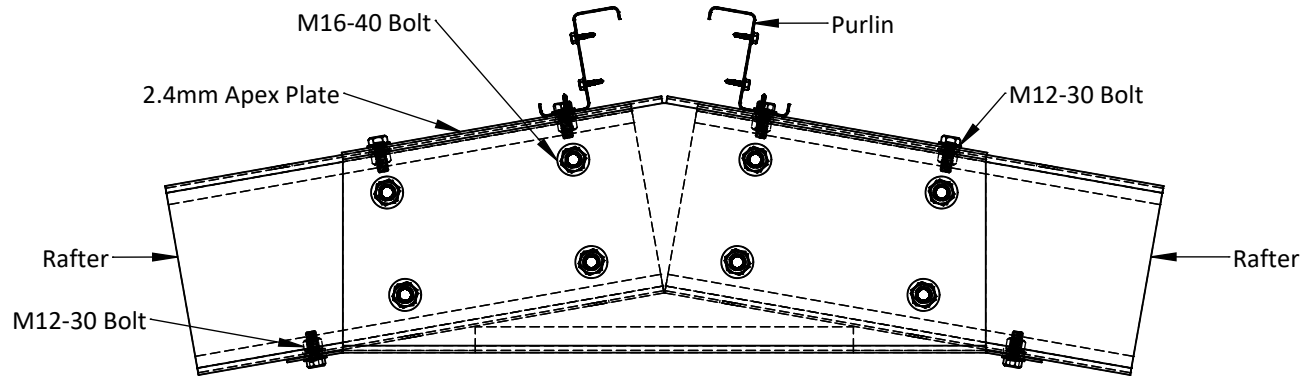
© 2022 dm3 Solutions. The Information contained herein is Proprietary, Confidential and the Sole Property of dm3 Solutions. Reproduction in part or in whole is Prohibited without written approval. Unless specified otherwise, dimensions are in millimetres & drawings are not to scale.

Powered by [dm3Solutions.com](https://www.dm3solutions.com)

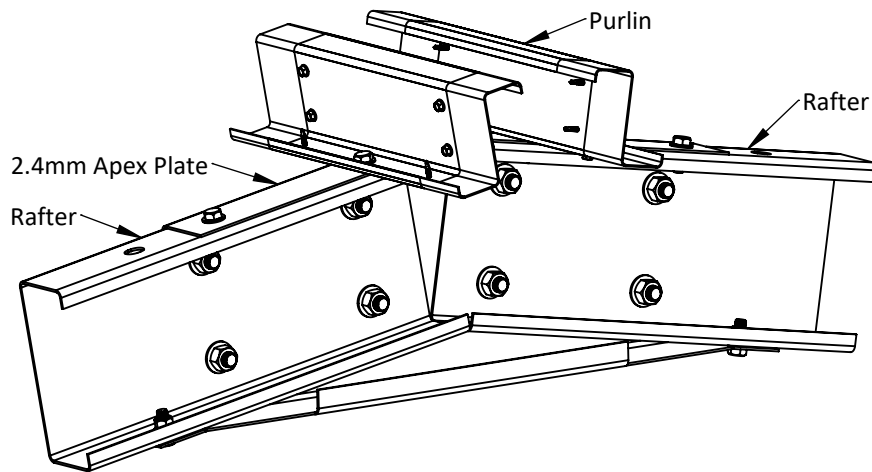
ISSUE: 1	SIZE: A4	SCALE: NTS	DRAWING NUMBER: 42 of 45
-------------	-------------	---------------	-----------------------------



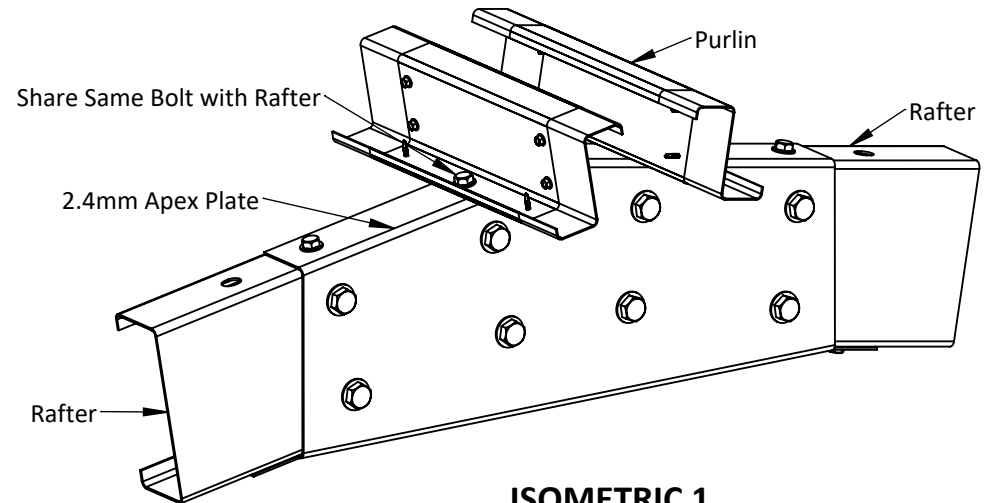
Scan for Video



ELEVATION



ISOMETRIC 2



ISOMETRIC 1



**PROFESSIONAL
CHOICE**
SHEDS AND CARPORTS

PROJECT:
8815 x 12202 x 3200 Region B1 Gable Shed Example

CLIENT:
Example Shed Owner

ADDRESS:
14 Gable Shed Street, Shedville QLD 4444

PROJECT NUMBER:
9999

DRAWN BY:
dm3 Solutions

DRAWN DATE:
2022-06-10

© 2022 dm3 Solutions. The Information contained herein is Proprietary, Confidential and the Sole Property of dm3 Solutions. Reproduction in part or in whole is Prohibited without written approval. Unless specified otherwise, dimensions are in millimetres & drawings are not to scale.

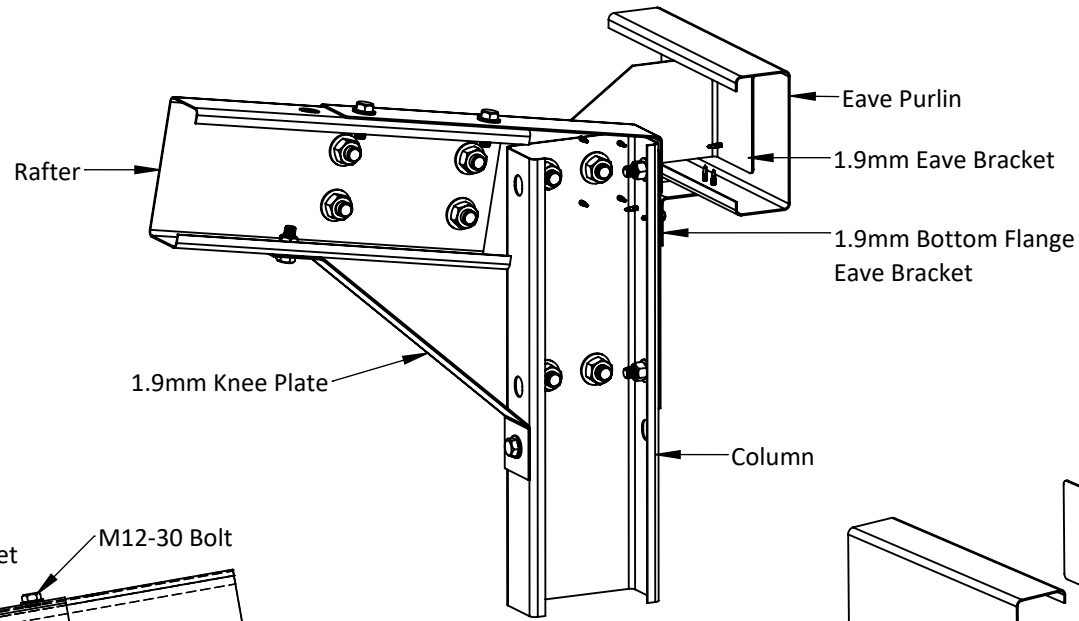
Powered by [dm3Solutions.com](https://dm3solutions.com)

ISSUE: 1	SIZE: A4	SCALE: NTS	DRAWING NUMBER 43 of 45
-------------	-------------	---------------	----------------------------

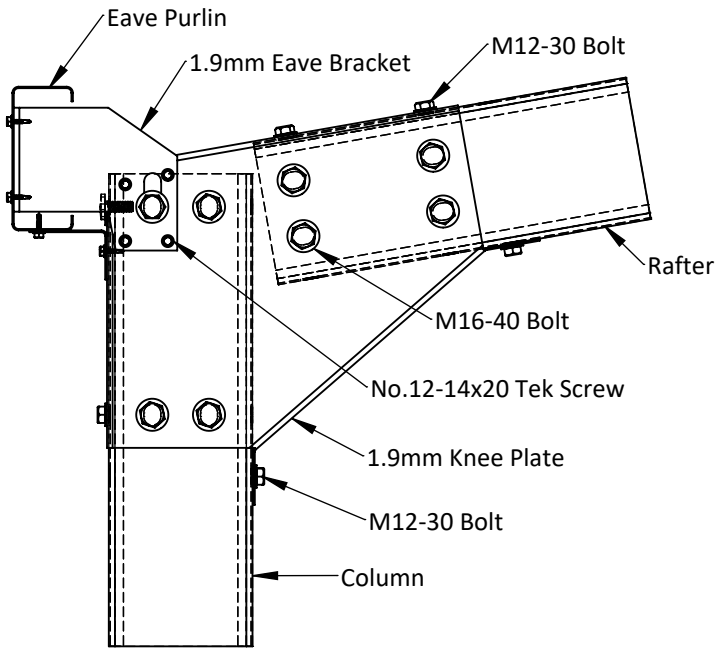
« Detail GS2.32: Knee Plate Connection Detail



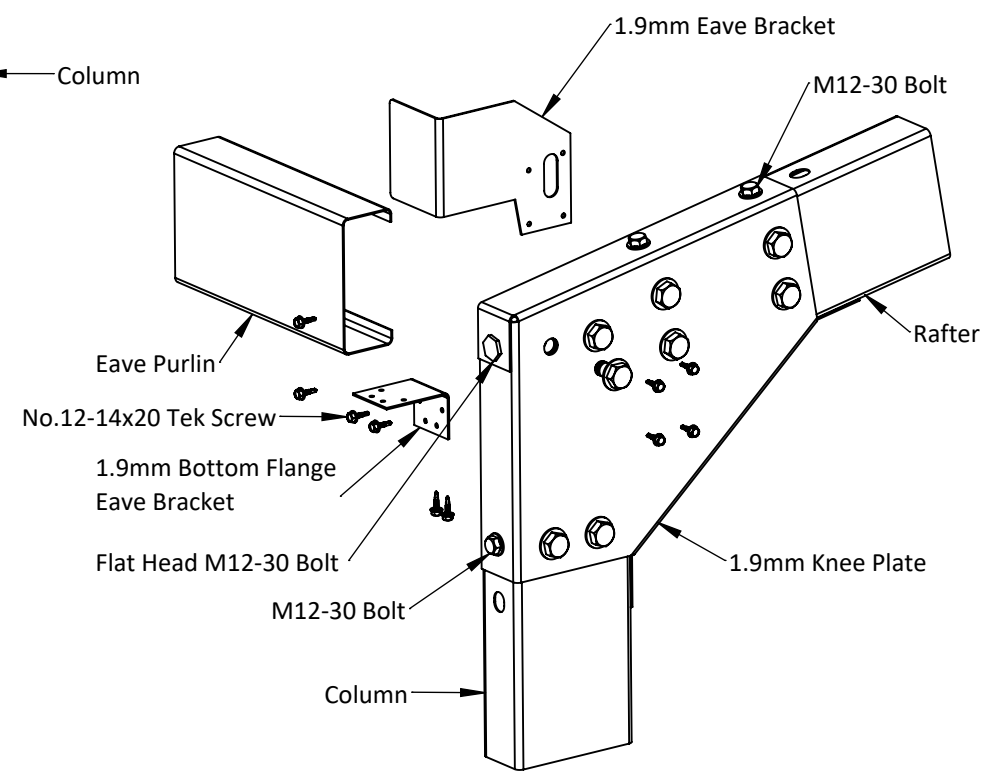
Scan for Video



ISOMETRIC



ELEVATION



EXPLODED VIEW



PROFESSIONAL CHOICE
SHEDS AND CARPORTS

PROJECT: 8815 x 12202 x 3200 Region B1 Gable Shed Example
 CLIENT: Example Shed Owner
 ADDRESS: 14 Gable Shed Street, Shedville QLD 4444

PROJECT NUMBER: 9999
 DRAWN BY: dm3 Solutions
 DRAWN DATE: 2022-06-10

© 2022 dm3 Solutions. The Information contained herein is Proprietary, Confidential and the Sole Property of dm3 Solutions. Reproduction in part or in whole is Prohibited without written approval. Unless specified otherwise, dimensions are in millimetres & drawings are not to scale.

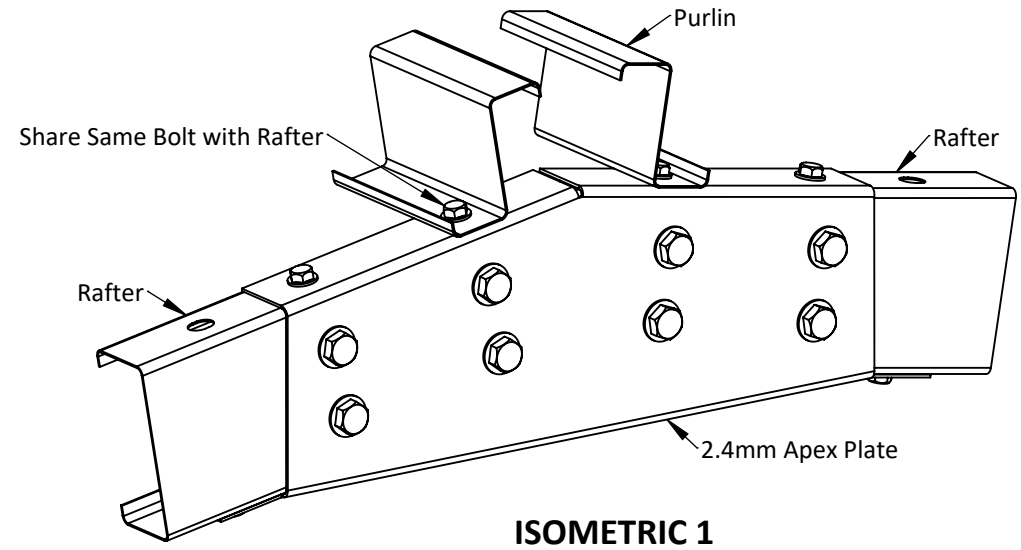
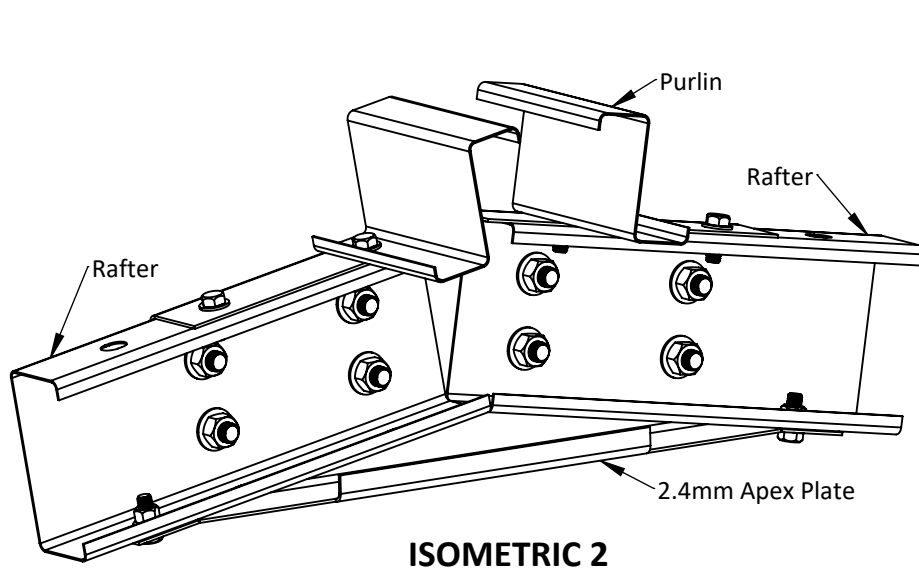
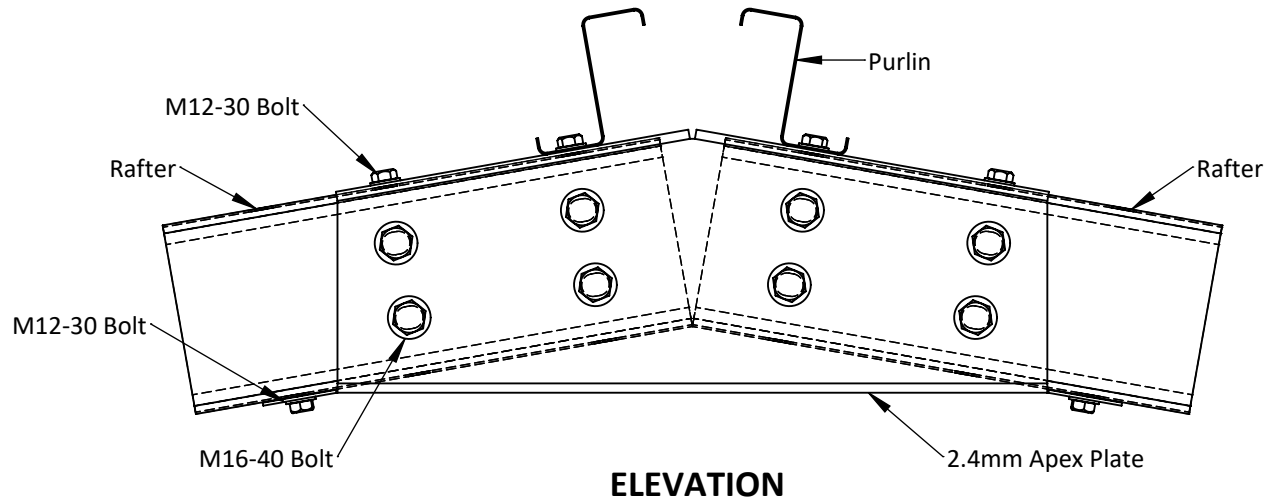
Powered by dm3solutions.com

ISSUE: 1	SIZE: A4	SCALE: NTS	DRAWING NUMBER: 44 of 45
----------	----------	------------	--------------------------

« Detail GS2.38: Apex Plate Connection Detail



Scan for Video



**PROFESSIONAL
CHOICE**
SHEDS AND CARPORTS

PROJECT:
8815 x 12202 x 3200 Region B1 Gable Shed Example

CLIENT:
Example Shed Owner

ADDRESS:
14 Gable Shed Street, Shedville QLD 4444

PROJECT NUMBER:
9999

DRAWN BY:
dm3 Solutions

DRAWN DATE:
2022-06-10

© 2022 dm3 Solutions. The Information contained herein is Proprietary, Confidential and the Sole Property of dm3 Solutions. Reproduction in part or in whole is Prohibited without written approval. Unless specified otherwise, dimensions are in millimetres & drawings are not to scale.

Powered by [dm3Solutions.com](https://dm3solutions.com)

ISSUE: 1	SIZE: A4	SCALE: NTS	DRAWING NUMBER 45 of 45
-------------	-------------	---------------	----------------------------